



**DORSET & WILTSHIRE
FIRE AND RESCUE
AUTHORITY**

Cranborne Fire Station

Public consultation event
Potential station closure






DORSET & WILTSHIRE FIRE AND RESCUE AUTHORITY

Welcome

Savings and investments already made

Savings

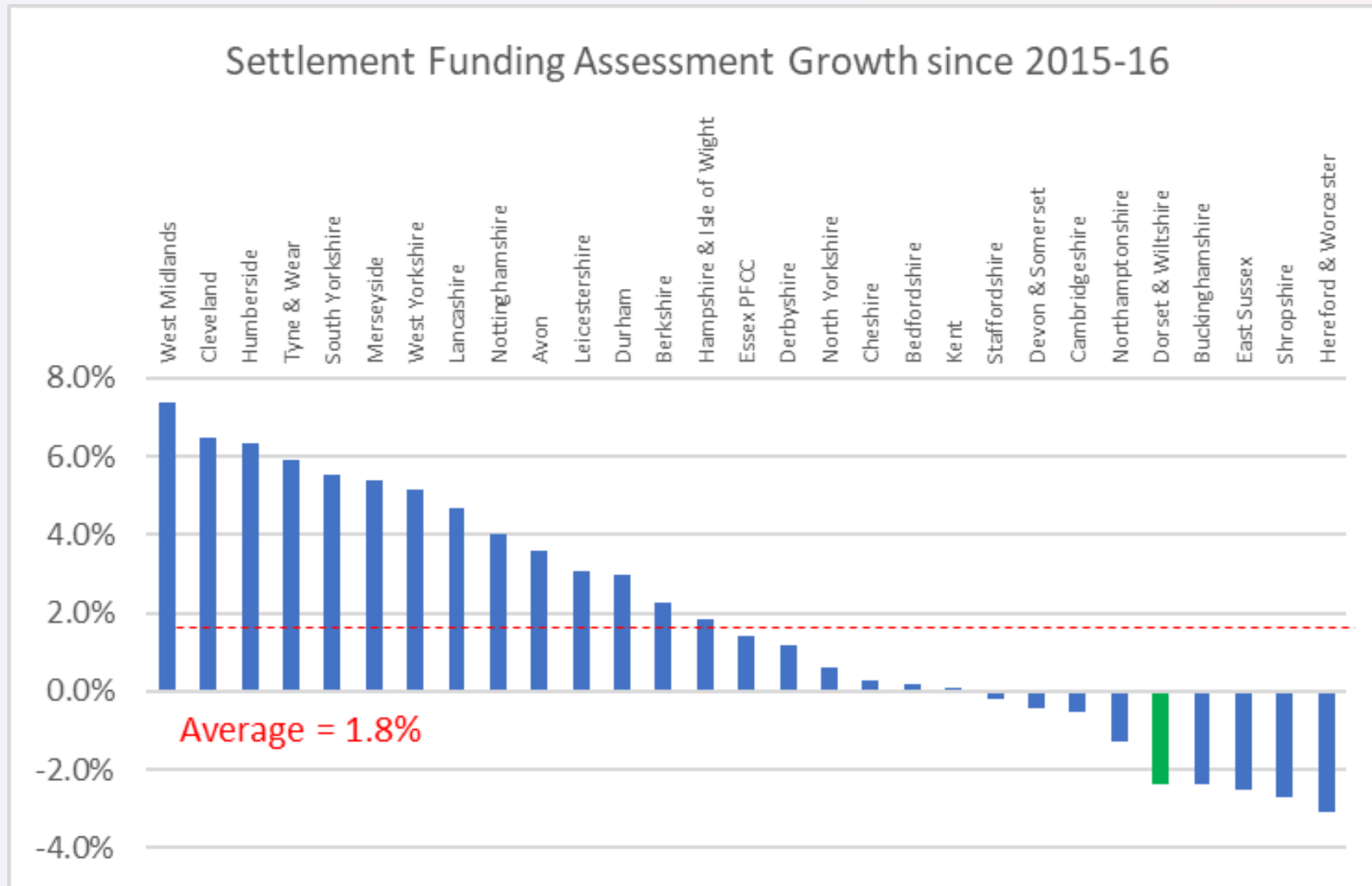
- £15m cumulative annual savings since 2016
- £6.75m of savings delivered since April 2022

| | | |
|---|---|---|
| COST  | £25.03 firefighter cost per person per year | £30.80 firefighter cost per person per year |
| |  14.7% 5-year local change |  29.0% 5-year change |

Reinvestment

- £2.2m Wholetime firefighters across the Service

Historical funding from Central Government



Current financial position

| | 2026-27 £m | 2027-28 £m | 2028-29 £m |
|---|---------------|---------------|---------------|
| Total Funding | 79.503 | 82.045 | 84.506 |
| Estimated net expenditure | 80.710 | 83.515 | 86.211 |
| Budget Surplus (+) / deficit (-) | -1.207 | -1.470 | -1.705 |

- Council tax increase £5 for Band D (per year) - **10p per week**
- Only £12.758m received directly from Government
- Due to reduce to £10.268m in 2028-29
- 19.5% reduction over next 3 years

Data and information used

Data Period – 2019-2024

What's included:

- Pandemic year
- All incident types – fires, hazardous materials, flooding, RTC's
- When the station is available
- Local plans and risk information

What's not included:

- Cross border incidents
- Standbys on station

Cranborne fire station

About your station



How often is my station needed?



Cranborne fire station

Current availability and response times



39.7% availability
(mostly weekday evenings)



57.89% of incidents
(where this station was closest), occur between 8am and 6pm



15mins 23secs
calculated average response time when available



19mins 42secs
calculated average response time when the station is unavailable

Cranborne fire station

What changes if my station closes?



4mins 19secs
calculated average
response time increase if
the station is closed

When the station is unavailable, or if it were to be closed, a fire engine from another station responds. At the moment this happens 60.3% of the time.

Station costs



£2,851
per mobilisation
(vs average of £1,831
for a similar station)



£174,015
annual saving if station
closed

Cranborne

Current and future risks

Summary of Known Future Developments

| Type of Development | Community Impact | Risk to Service |
|-----------------------------|-----------------------|-----------------|
| Critical Infrastructure | N/A | N/A |
| Non-Critical Infrastructure | N/A | N/A |
| Housing Developments | + 1 minute 17 seconds | Minor |
| Commercial Developments | + 2minutes 5 seconds | Minor |

Community Support to Cranborne

Continue:

- Community engagement
- Home fire safety checks
- Business fire safety engagement and inspections

Dial 999 and you will continue to get a fire engine

Next steps

- No decision made
- Public consultation - February to May 2026
- Independent analysis of feedback
- Fire Authority decision - June 2026



DORSET & WILTSHIRE
FIRE AND RESCUE
AUTHORITY

Questions

Dorset & Wiltshire Fire and Rescue Authority – Public Consultation

We know that proposing fire station closures will not be welcome news for many of our communities and staff. No decisions have been made.

The Fire & Rescue Authority has a statutory duty to set a balanced budget. Following a detailed review of service activity, response times, station availability and funding, we are consulting on proposals which include the potential closure of eight fire stations across Dorset and Wiltshire.

We want to hear your views before any decision is taken. Share your views by completing the consultation survey.

Scan the QR code to take part.



DORSET & WILTSHIRE
FIRE AND RESCUE
AUTHORITY

PAG...
Create Schools