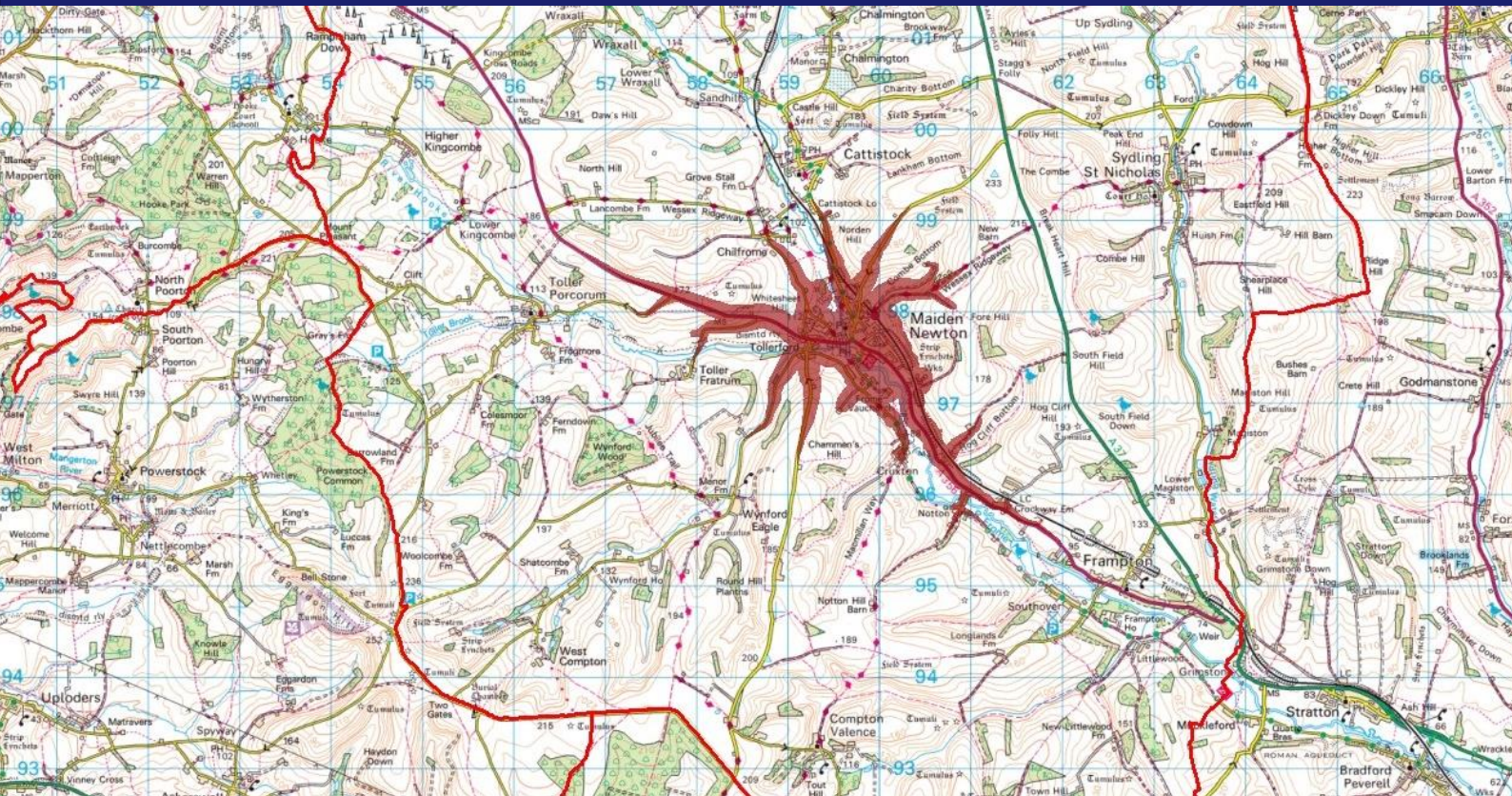




Fire Station Review



Appendix A: Maiden Newton Fire Station

This paper is not to be shared, reproduced or published without the express permission of the Chief Fire Officer.

This page is intentionally blank

Contents

Maiden Newton Fire Station.....	5
Resource and Crewing Profile	5
Financial Profile	6
Asset Ownership and Covenants	7
Impact on Service Delivery	8
First and Second Appliance Attendance	8
Property Fire with Sleeping Risk	10
Property Fire without Sleeping Risk	12
Road Traffic Collision (RTC).....	15
Accidental Dwelling Fire (ADF).....	17
Fire Related Injuries	19
Fire Related Fatalities	20
High Risk 'Safe & Well' Properties	20
Risk Sites	21
High Rise	22
Care Homes.....	22
Hospitals	22
Wildfire.....	22
Heritage	23
Thatch.....	23
COMAH / MACR.....	24
Flooding.....	24
Impact on Local Fire Stations.....	26
Bridport Fire Station	27
Beaminster Fire Station	28
Dorchester Fire Station	29
Sherborne Fire Station	30
Resilience	31
Maiden Newton Fire Station	31
Station Isolation	31
On-Call Availability and Incident Distribution	31
On-Call Establishment	35
Bridport Fire Station	36
On-Call Availability and Incident Distribution	36
On-Call Establishment	39

Beaminster Fire Station	41
On-Call Availability and Incident Distribution	41
On-Call Establishment	43
Dorchester Fire Station	45
On-Call Availability and Incident Distribution	45
On-Call Establishment	48
Sherborne Fire Station	50
On-Call Availability and Incident Distribution	50
On-Call Establishment	53
Current and Emerging Operational Risk	55
Operational Risk Information	55
Future Development	55
Local Authority Housing Strategy	55
Local Infrastructure	55
Cross Border Mobilising	56
Special Appliances	57
Light Off Road Pumping Appliance	57
Mobilisations	57
Availability and Trained Personnel	58
Area Profile	60
Protected Characteristics	60
Age	60
Disability	61
Gender Reassignment	61
Race	62
Religion or Belief	63
Sex	63
Sexual Orientation	64
Marriage and Civil Partnership	64
Index of Multiple Deprivation	65

Maiden Newton Fire Station

Maiden Newton Fire Station, Bull Lane, Maiden Newton, Dorset, DT2 0BQ

Resource and Crewing Profile

Maiden Newton Fire Station is a one-pump fire station crewed using the on-call duty system. Maiden Newton Fire Station additionally has one light off road pumping appliance, also crewed using the on-call duty system.

Existing Resource and Crewing Profile at Maiden Newton Fire Station		
Appliance	Resource	Crewing Profile
P1	Standard Pumping Appliance	On-Call Duty System
M1	Light Off Road Pumping Appliance	On-Call Duty System

Table 1: Existing resource and crewing profile at Maiden Newton Fire Station

This review considers the closure of Maiden Newton Fire Station, with the removal of one pumping appliance from the Service, and the removal or relocation of one light off road pumping appliance.

Additionally, a second Land Rover is based on site that is used by a National Wildfire Tactical Advisor. This resource does not form part of this review although may need to be considered should a decision be taken to close the station.

Financial Profile

This section provides an overview of the financial budgetary commitment for Maiden Newton Fire Station and the anticipated savings that would be realised if Maiden Newton Fire Station were closed.

Table 2, below, provides the annual revenue costs incurred at the station in the period April 2020 to March 2025. This includes the cost of drill nights and operational activity, premises costs including standard maintenance and cleaning, laundry and equipment costs.

Annual Revenue Costs Incurred at Maiden Newton Fire Station	
Year	Revenue Costs
2020 / 21	£101,624
2021 / 22	£111,487
2022 / 23	£124,380
2023 / 24	£133,463
2024 / 25	£116,359

Table 2: Analysis of the annual revenue costs incurred at Maiden Newton Fire Station in the period April 2020 to March 2025

Table 3 provides a breakdown of capital cyclical maintenance costs incurred since April 2016 (each station has a full cyclical review every seven years).

Cyclical Maintenance Costs Incurred at Maiden Newton Fire Station	
Type and Period	Cost
Cyclical Maintenance	£89,945

Table 3: Cyclical maintenance costs incurred at Maiden Newton Fire Station since April 2016

Table 4 provides a breakdown of the estimated annual cost avoidance that would be achieved indirectly across various support service departments should the station be closed by the Authority.

Annual Cost Avoidance if Closed	
Department	Cost
Fleet maintenance cost	£4,715
ICT – licencing, connectivity, printing	£15,915
Treasury – financing cost avoidance	£33,983
Uniform	£2,875
ICT – hardware	£2,876

Table 4: Annual cost avoidance across support service departments should Maiden Newton Fire Station be closed

If following public consultation, the Authority decided to close the station, the indicative annual savings, shown in Table 5 may be realised. It should be noted that some of the annual revenue budget savings will not be immediate due existing contracts for the provision of services and equipment but will be achieved once contract periods end and equipment is returned.

Estimated Annual Savings and Cost Avoidance	
Type	Cost
Revenue	£143,608
Capital Expenditure	£32,236

Table 5: Estimated annual revenue budget savings and capital expenditure cost avoidance estimate at Maiden Newton Fire Station

It is estimated that 96.01% of the stations operational activity will transfer to a neighbouring on-call station, so these costs will not cease and have been excluded from the estimated savings.

Table 6 provides an estimate of expected redundancy costs based on current station personnel.

Expected Redundancy Costs	
	Cost
Expected Redundancy Costs	£34,290

Table 6: Estimate of expected redundancy costs based on current station personnel at Maiden Newton Fire Station

Asset Ownership and Covenants

The station land is owned by the Authority with no covenants in place. At the end of each financial year the Service must value each station for inclusion in the annual Statement of Accounts. This amount has been included for reference only. Table 7 provides a breakdown of the last full station valuation, which was completed in March 2022.

Latest Station Valuation	
Building Valuation	Land Valuation
£130,000	£90,000

Table 7: Breakdown of the latest full station valuation for Maiden Newton Fire Station

The actual value which could be achieved via site disposal is likely to vary from this, and a full independent valuation of likely capital receipts will be established if a capital receipt is to be sought.

Impact on Service Delivery

This section evaluates the impact on service delivery that would result from the closure of Maiden Newton Fire Station.

Response modelling has been used to identify the nearest pumping appliances that would attend all incidents that occurred across the DWFRS service area during the five-year review period, 1 April 2019 to 31 March 2024; this modelling has assumed 100% appliance availability and does not take into account simultaneous demand. All modelled response times incorporate 90 seconds for call handling and either a two- or five-minute turnout time for wholetime or on-call crews respectively. Unless otherwise stated, resources available from neighbouring fire and rescue services have not been included in the modelled responses.

These modelled responses have enabled identification of the incidents that occurred during the review period located where Maiden Newton Fire Station would support the initial response as either the first pumping appliance attendance or, where required by the initial response plan, the second pumping appliance attendance. This section focuses only on these incidents where Maiden Newton Fire Station would support the initial response plan, providing a summary by incident category of the anticipated impact on response capability that would result from the closure of Maiden Newton Fire Station.

Where appliance availability levels refer to including imports, this means the resulting appliance availability inclusive of periods where crewing shortfall and detached duties have been used to maintain appliance availability.

First and Second Appliance Attendance

Response modelling has identified 200 incidents during the five-year period from 1 April 2019 to 31 March 2024, located where Maiden Newton Fire Station would provide the first pumping appliance attendance; this represents 0.30% of all incidents service wide.

A further 76 incidents have been identified where Maiden Newton Fire Station would provide the second pumping appliance attendance; this represents an additional 0.11% of all incidents service wide. Whilst not all of these incidents would require a second pumping appliance on the initial response plan, this does provide an indication of the number of incidents where Maiden Newton Fire Station would either provide the second pumping appliance to support the initial response plan or provide resilience for when the nearest pumping appliance is not available.

Based on the modelled responses, Maiden Newton Fire Station would provide the first or second pumping appliance to 276 of the incidents that occurred during the five-year review period, 1 April 2019 to 31 March 2024; Table 8 provides a breakdown of these incidents by incident category.

Incidents Located where Maiden Newton Fire Station Would Support the Initial Response			
Incident Category	First Attendance	Second Attendance	Total
Property Fire with Sleeping Risk	17	5	22
Property Fire without Sleeping Risk	3	0	3
Other Fire	55	21	76
Automatic Fire Alarm (AFA)	37	9	46
Road Traffic Collision (RTC)	31	20	51
Non-Statutory with Life Risk	17	4	21
Non-Statutory without Life Risk	40	17	57
All Incidents	200	76	276

Table 8: Number of incidents located where Maiden Newton Fire Station would support the initial response as either the first or second pumping appliance during the five-year period from 1 April 2019 to 31 March 2024

Mobilising records show that Maiden Newton Fire Station's pumping appliance was actually available and mobilised to 64 (32.00%) of the 200 incidents located where the fire station has been modelled to provide the nearest response. Whilst the unavailability of the pumping appliance to attend these incidents may have been the result of simultaneous demand, this does provide an indication of the frequency that, during the reviewed five-year period, the pumping appliance was not available to support a response where it would have been the nearest station.

During the annual period 1 April 2024 to 31 March 2025, availability of Maiden Newton Fire Station's pumping appliance, inclusive of imports, averaged 30.95%. Assuming a uniform distribution of incidents and appliance availability, applying this most recent level of availability to the five-year review period, 1 April 2019 to 31 March 2024, would suggest that Maiden Newton Fire Station's pumping appliance would likely have been available for approximately 62 of the 200 incidents where it would provide the nearest response.

Modelled responses to the 200 incidents during the period 1 April 2024 to 31 March 2025, located where Maiden Newton Fire Station would provide the nearest pumping appliance, have indicated a 14 minutes 22 seconds average response time for the first attending pumping appliance. Modelled response to these incidents based on the closure of Maiden Newton Fire Station have indicated a 19 minutes 58 seconds average response time for the first attending pumping appliance.

The closure of Maiden Newton Fire Station, and removal of its pumping appliance, would see an increase of 5 minutes 36 seconds in the average modelled response time for the first pumping appliance to the 200 incidents that occurred during the five-year period from 1 April 2019 to 31 March 2024, located where Maiden Newton Fire Station is modelled to provide the nearest response.

Modelled Response Capability to All Incidents Located Where Maiden Newton Fire Station Would Provide the First Pumping Appliance	
Modelled Response including Maiden Newton Fire Station	Average First Attendance
Average Response Time (minutes:seconds)	14:22
Modelled Response excluding Maiden Newton Fire Station	Average First Attendance
Average Response Time (minutes:seconds)	19:58
Impact on Modelled Response Capability	Average First Attendance
Average Response Time (minutes:seconds)	+ 5:36

Table 9: Modelled response capability all incidents located where Maiden Newton Fire Station would provide the nearest pumping appliance during the five-year period from 1 April 2019 to 31 March 2024

Property Fire with Sleeping Risk

The response standard within DWFRS for property fire with sleeping risk incidents, is the first pumping appliance to attend within ten minutes, and the second pumping appliance to attend within 13 minutes. Figure 1 illustrates the geographical area that the pumping appliances from Maiden Newton and surrounding fire stations can attend within a ten- and thirteen-minute response. Within Maiden Newton Fire Station’s ten-minute response area there are 621 domestic residential premises; fires at these premises would be classified as property fire with sleeping risk incidents. This does not account for commercial residential premises, such as hospitals or care homes, which would also be classified as a property with sleeping risk.

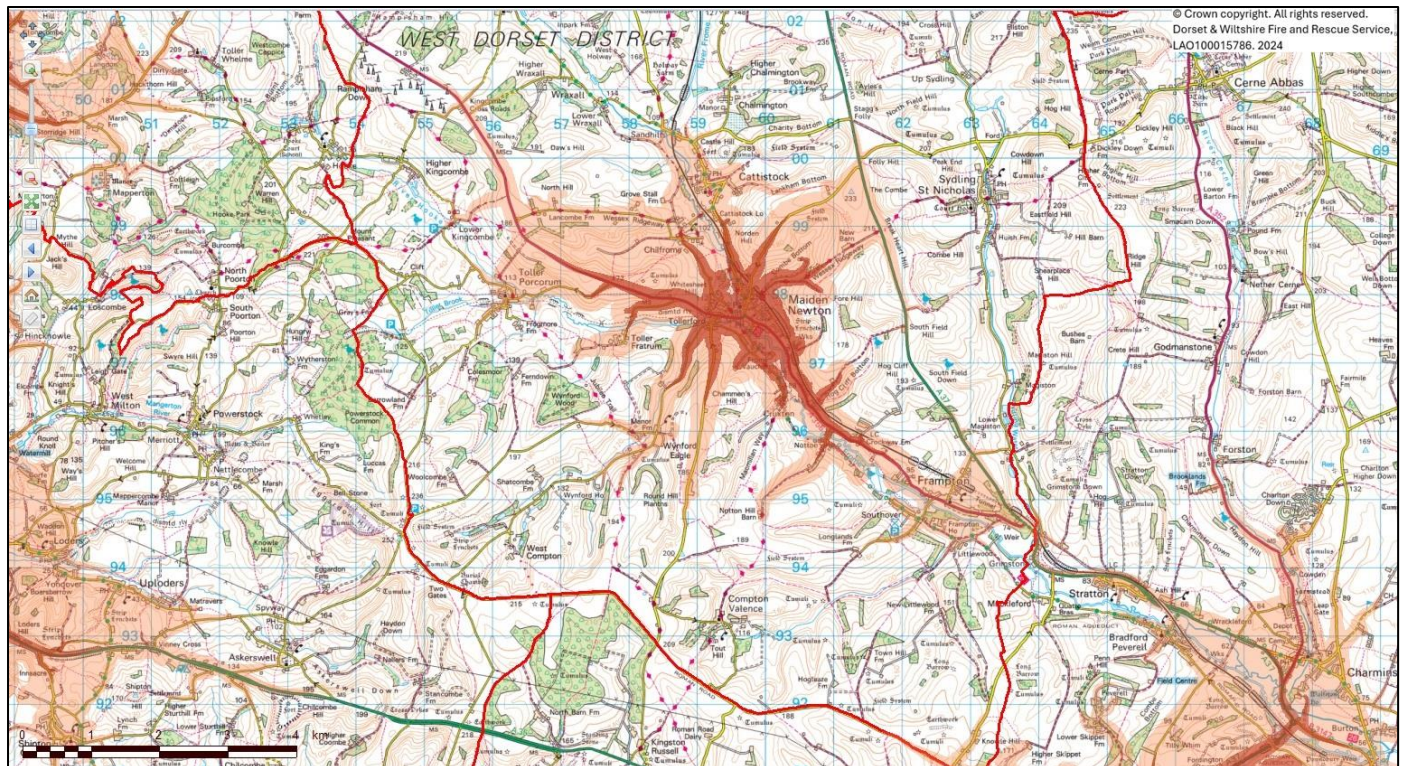


Figure 1: Ten- (red) and 13-minute (orange) response area for Maiden Newton and neighbouring fire stations

Modelled responses to incidents during the five-year period from 1 April 2019 to 31 March 2024, have identified 17 property fire with sleeping risk incidents located where Maiden Newton Fire Station would provide the nearest pumping appliance. A further five property fire with sleeping risk

incidents have been identified, where Maiden Newton Fire Station would provide the second attending pumping appliance.

Modelled responses to the 22 property fire with sleeping risk incidents located where Maiden Newton Fire Station would support the initial response plan have indicated a 14 minutes 50 seconds average response time for the first attending pumping appliance, achieving the ten-minute response standard on four (18.18%) occasions, and a 20 minutes 56 seconds average response time for the second attending pumping appliance, achieving the thirteen-minute response standard on one (4.55%) occasion.

Closure of Maiden Newton Fire Station would require the initial response to these 22 property fire with sleeping risk incidents be fulfilled by additional resources from the neighbouring fire station at Beaminster, Bridport, Dorchester and Sherborne. Modelled responses to these property fire with sleeping risk incidents based on the closure of Maiden Newton Fire Station, have indicated a 19 minutes 39 seconds average response time for the first attending pumping appliance, and a 23 minutes 0 seconds average response time for the second attending pumping appliance. None (0.00%) of these property fire with sleeping risk incidents would receive a first attending pumping appliance within the ten-minute response standard and none (0.00%) would receive a second attending pumping appliance within the thirteen-minute response standard.

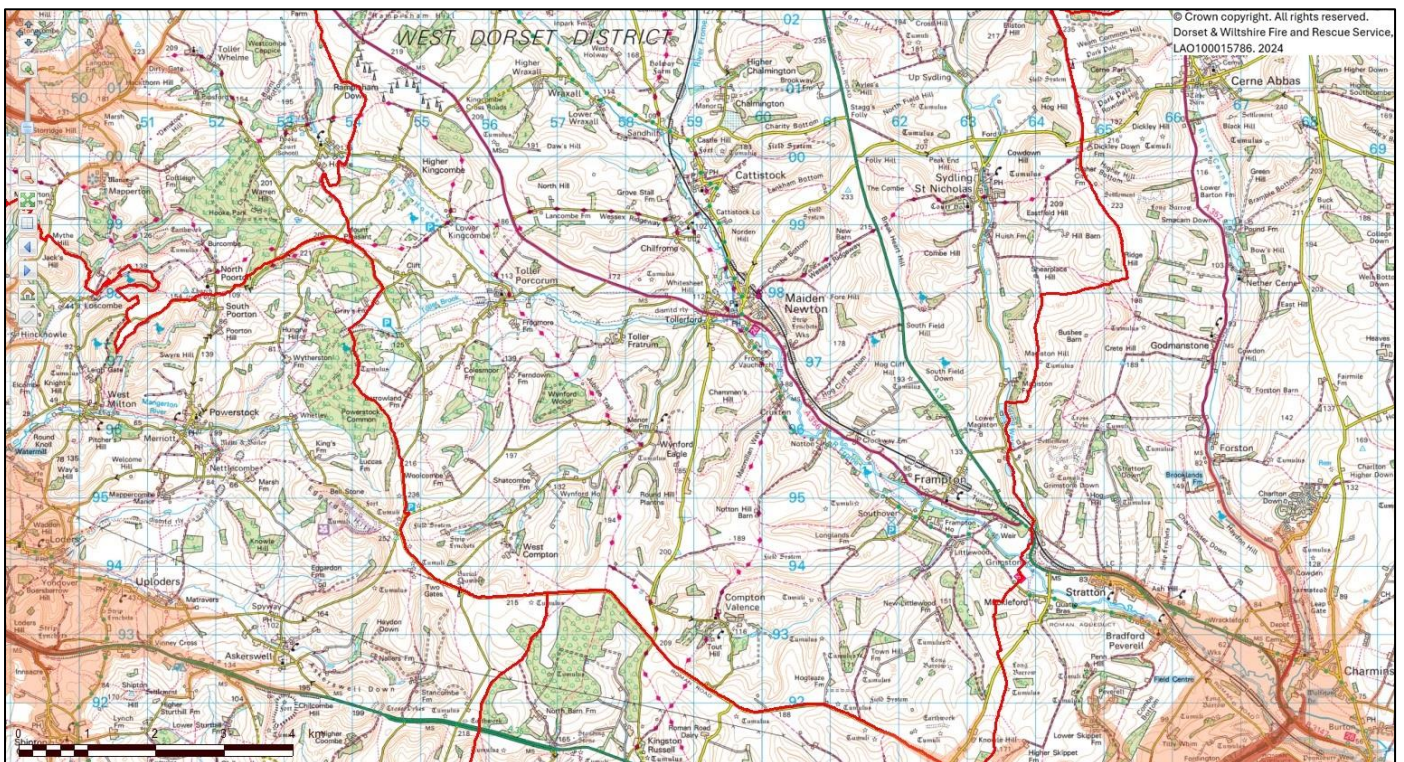


Figure 2: Ten- (red) and 13-minute (orange) response area for fire stations neighbouring the Maiden Newton Fire Station administration area

The closure of Maiden Newton Fire Station, and removal of its pumping appliance, would see an increase of 4 minutes 49 seconds in the average modelled response time for the first pumping appliance to the property fire with sleeping risk incidents that occurred during the five-year period from 1 April 2019 to 31 March 2024, and 2 minutes 4 seconds in the average modelled response time for the second pumping appliance. The ten-minute response standard for the first attending pumping appliance to these property fire with sleeping risk incidents would have been achieved on

four fewer occasions, and the thirteen-minute response standard for the second attending pumping appliance would have been achieved on one fewer occasion.

Modelled Response Capability for Property Fire with Sleeping Risk Incidents Located where Maiden Newton Fire Station Would Support the Initial Response Plan		
Modelled Response including Maiden Newton Fire Station	First Attendance	Second Attendance
Average Response Time (minutes:seconds)	14:50	20:56
Response Standard Achieved (number of incidents)	4 of 22 (18.18%)	1 of 22 (4.55%)
Modelled Response excluding Maiden Newton Fire Station	First Attendance	Second Attendance
Average Response Time (minutes:seconds)	19:39	23:00
Response Standard Achieved (number of incidents)	0 of 22 (0.00%)	0 of 22 (0.00%)
Impact on Modelled Response Capability	First Attendance	Second Attendance
Average Response Time (minutes:seconds)	+ 4:49	+ 2:04
Response Standard Achieved (number of incidents)	- 4	- 1

Table 10: Modelled response capability for the 22 property fire with sleeping risk incidents located where Maiden Newton Fire Station would support the initial response plan during the five-year period from 1 April 2019 to 31 March 2024

Mobilising records for these 22 property fire with sleeping risk incidents show that Maiden Newton Fire Station's pumping appliance was actually available and mobilised to four (18.18%) of these incidents. Whilst the unavailability of the pumping appliance to attend these incidents may have been the result of simultaneous demand, this does provide an indication of the frequency that, during the reviewed five-year period, Maiden Newton Fire Station's pumping appliance was not available to attend the property fire with sleeping risk incidents located where it would have supported the initial response.

During the annual period 1 April 2024 to 31 March 2025, availability of Maiden Newton Fire Station's pumping appliance, inclusive of imports, averaged 30.95%. Assuming a uniform distribution of incidents and appliance availability, applying this most recent level of availability to the five-year review period, 1 April 2019 to 31 March 2024, would suggest that Maiden Newton Fire Station's pumping appliance would likely have been available for seven of the 22 property fire with sleeping risk incidents where its pumping appliance would be required to support the initial response.

Property Fire without Sleeping Risk

The response standard within DWFRS for property fire without sleeping risk incidents, is the first pumping appliance to attend within ten minutes, and the second pumping appliance to attend within 15 minutes. Figure 3 illustrates the geographical area that the pumping appliances from Maiden Newton and surrounding fire stations can attend within a ten- and fifteen-minute response. Within Maiden Newton Fire Station's ten-minute response area there are 67 commercial premises; fires at these premises would be classified as property fire without sleeping risk incidents. However, this does include commercial residential premises, such as hospitals and care homes, which would be classified as premises with sleeping risk.

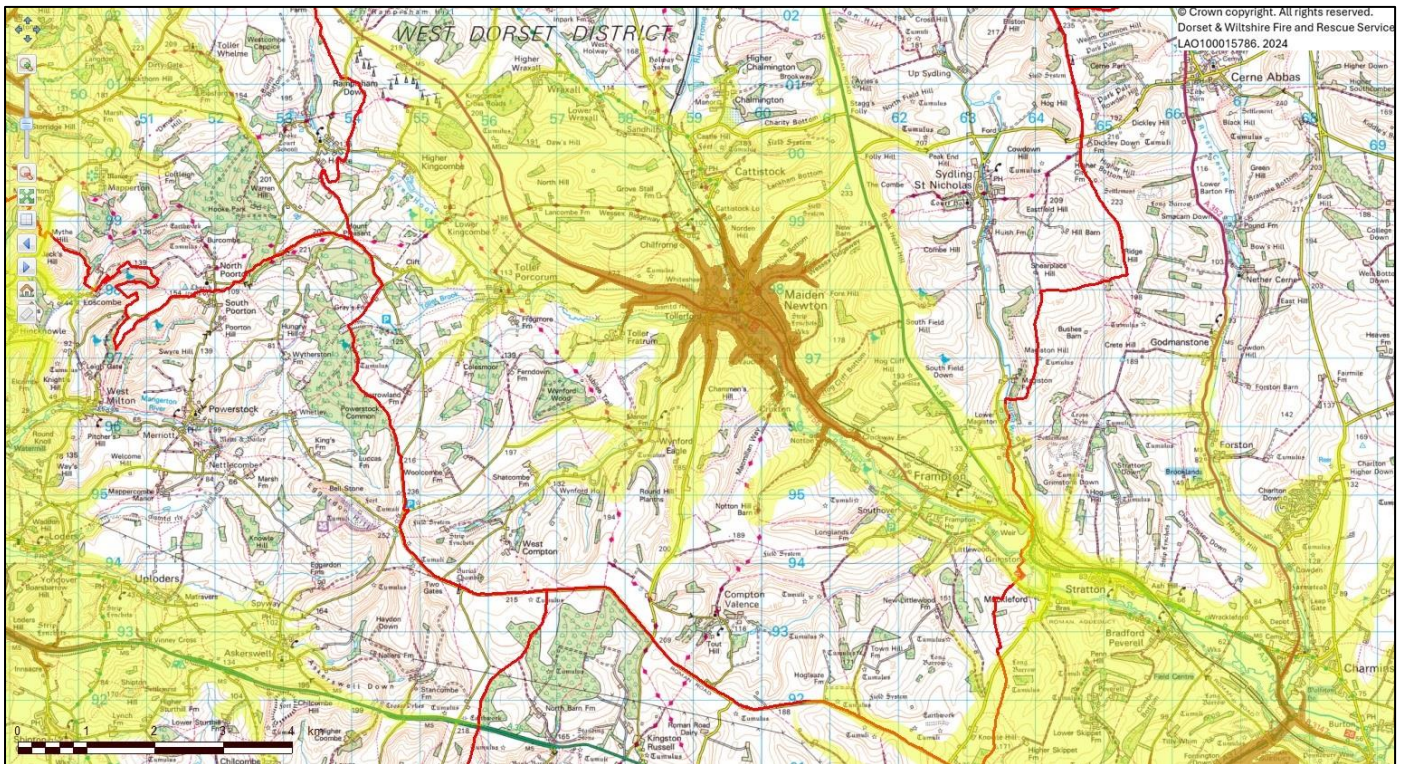


Figure 3: Ten- (red) and 15-minute (yellow) response area for Maiden Newton and neighbouring fire stations

Modelled responses to incidents during the five-year period from 1 April 2019 to 31 March 2024, have identified three property fire without sleeping risk incidents located where Maiden Newton Fire Station would provide the nearest pumping appliance. No further property fire without sleeping risk incidents have been identified, where Maiden Newton Fire Station would provide the second attending pumping appliance.

Modelled responses to the three property fire without sleeping risk incidents located where Maiden Newton Fire Station would support the initial response plan have indicated a 21 minutes 31 seconds average response time for the first attending pumping appliance, achieving the ten-minute response standard on no (0.00%) occasions, and a 23 minutes 51 seconds average response time for the second attending pumping appliance, achieving the fifteen-minute response standard on no (0.00%) occasions.

Closure of Maiden Newton Fire Station would require the initial response to these three property fire without sleeping risk incidents be fulfilled by resources from the neighbouring fire stations at Bridport, Dorchester and Sherborne. Modelled responses to these property fire without sleeping risk incidents, based on the closure of Maiden Newton Fire Station, have indicated a 23 minutes 51 seconds average response time for the first attending pumping appliance, and a 26 minutes 18 seconds average response time for the second attending pumping appliance. None (0.00%) of these property fire without sleeping risk incidents would receive a first attending pumping appliance within the ten-minute response standard and none (0.00%) would receive a second attending pumping appliance within the fifteen-minute response standard.

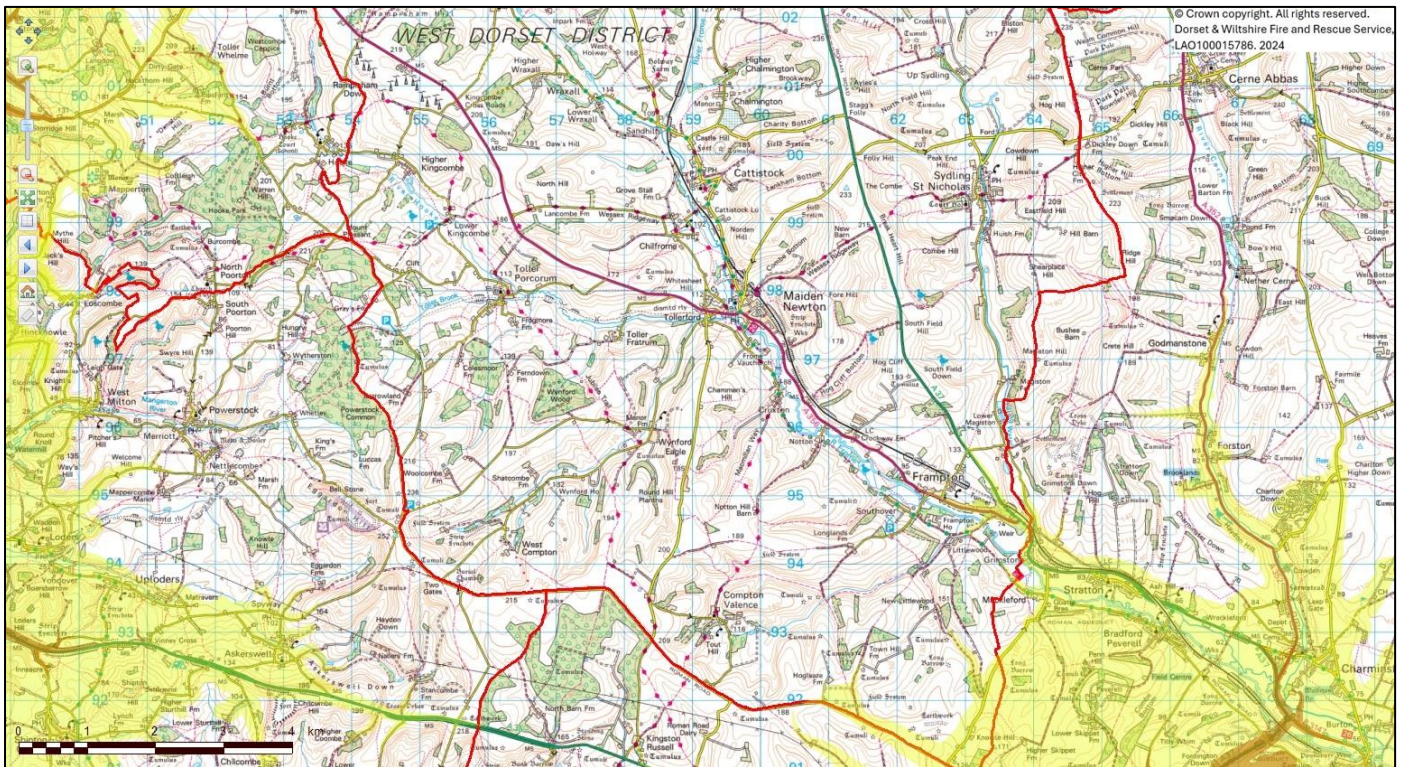


Figure 4: Ten- (orange) and 15-minute (yellow) response area for fire stations neighbouring the Maiden Newton Fire Station administration area

The closure of Maiden Newton Fire Station, and removal of its pumping appliance, would see an increase of 2 minutes 20 seconds in the average modelled response time for the first pumping appliance to the property fire without sleeping risk incidents that occurred during the five-year period from 1 April 2019 to 31 March 2024, and 2 minutes 27 seconds in the average modelled response time for the second pumping appliance. There would be no change in the number of occasions the ten-minute response standard for the first attending pumping appliance to these property fire without sleeping risk incidents would have been achieved, and no change in the number of occasions the fifteen-minute response standard for the second attending pumping appliance would have been achieved.

Modelled Response Capability for Property fire without sleeping risk Incidents Located where Maiden Newton Fire Station would Support the Initial Response Plan		
Modelled Response including Maiden Newton Fire Station	First Attendance	Second Attendance
Average Response Time (minutes:seconds)	21:31	23:51
Response Standard Achieved (number of incidents)	0 of 3 (0.00%)	0 of 3 (0.00%)
Modelled Response excluding Maiden Newton Fire Station	First Attendance	Second Attendance
Average Response Time (minutes:seconds)	23:51	26:18
Response Standard Achieved (number of incidents)	0 of 3 (0.00%)	0 of 3 (0.00%)
Impact on Modelled Response Capability	First Attendance	Second Attendance
Average Response Time (minutes:seconds)	+ 2:20	+ 2:27
Response Standard Achieved (number of incidents)	No Change	No Change

Table 11: Modelled response capability for the three property fire without sleeping risk incidents located where Maiden Newton Fire Station would support the initial response plan during the five-year period from 1 April 2019 to 31 March 2024

Mobilising records for these three property fire without sleeping risk incidents show that Maiden Newton Fire Station’s pumping appliance was actually available and mobilised to one (33.33%) of these incidents. Whilst the unavailability of the pumping appliance to attend these incidents may have been the result of simultaneous demand, this does provide an indication of the frequency that, during the reviewed five-year period, Maiden Newton Fire Station’s pumping appliance was not available to attend the property fire without sleeping risk incidents located where it would have supported the initial response.

During the annual period 1 April 2024 to 31 March 2025, availability of Maiden Newton Fire Station’s pumping appliance, inclusive of imports, averaged 30.95%. Assuming a uniform distribution of incidents and appliance availability, applying this most recent level of availability to the five-year review period, 1 April 2019 to 31 March 2024, would suggest that Maiden Newton Fire Station’s pumping appliance would likely have been available for one of the three property fire without sleeping risk incidents where its pumping appliance would be required to support the initial response.

Road Traffic Collision (RTC)

The response standard within DWFRS for road traffic collision (RTC) incidents, is the first pumping appliance to attend within 15 minutes. Whilst the response plan requires two pumping appliances to RTC incidents, there is no response standard for the second pumping appliance. Figure 5 illustrates the geographical area that the pumping appliances from Maiden Newton and surrounding fire stations can attend within a fifteen-minute response.

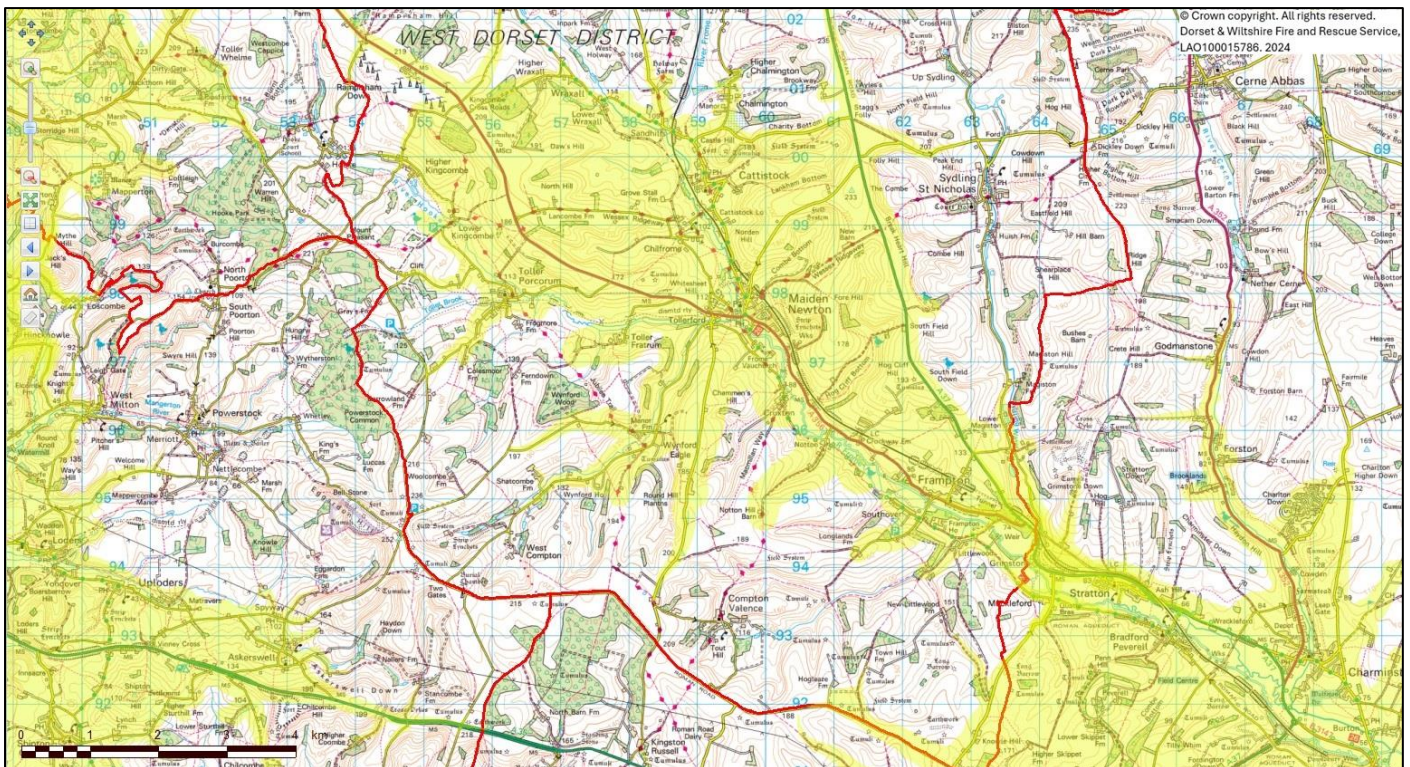


Figure 5: 15-minute (yellow) response area for Maiden Newton and neighbouring fire stations

Modelled responses to incidents during the five-year period from 1 April 2019 to 31 March 2024, have identified 31 road traffic collision (RTC) incidents located where Maiden Newton Fire Station would provide the nearest pumping appliance. A further 20 road traffic collision (RTC) incidents

have been identified, where Maiden Newton Fire Station would provide the second attending pumping appliance.

Modelled responses to the 51 road traffic collision (RTC) incidents located where Maiden Newton Fire Station would support the initial response have indicated a 14 minutes 48 seconds average response time for the first attending pumping appliance, achieving the fifteen-minute response standard on 27 (52.94%) occasions.

Closure of Maiden Newton Fire Station would require the initial response to these 51 road traffic collision (RTC) incidents be fulfilled by additional resources from the neighbouring fire stations at Beaminster, Bridport, Dorchester and Sherborne. Modelled responses to these road traffic collision (RTC) incidents based on the closure of Maiden Newton Fire Station, have indicated a 17 minutes 41 seconds average response time for the first attending pumping appliance, with 14 (27.45%) that would receive a first attending pumping appliance within the fifteen-minute response.



Figure 6: 15-minute (yellow) response area for fire stations neighbouring the Maiden Newton Fire Station administration area

The closure of Maiden Newton Fire Station, and removal of its pumping appliance, would see an increase of 2 minutes 53 seconds in the average modelled response time for the first pumping appliance to the road traffic collision (RTC) incidents that occurred during the five-year period from 1 April 2019 to 31 March 2024. The fifteen-minute response standard for the first attending pumping appliance to these road traffic collision (RTC) incidents would have been achieved on 13 fewer occasions.

Modelled Response Capability for Road traffic collision (RTC) Incidents Located where Maiden Newton Fire Station Would Support the Initial Response Plan		
Modelled Response including Maiden Newton Fire Station	First Attendance	Second Attendance
Average Response Time (minutes:seconds)	14:48	18:36
Response Standard Achieved (number of incidents)	27 of 51 (52.94%)	Not Applicable
Modelled Response excluding Maiden Newton Fire Station	First Attendance	Second Attendance
Average Response Time (minutes:seconds)	17:41	21:01
Response Standard Achieved (number of incidents)	14 of 51 (27.45%)	Not Applicable
Impact on Modelled Response Capability	First Attendance	Second Attendance
Average Response Time (minutes:seconds)	+ 2:53	+ 2:25
Response Standard Achieved (number of incidents)	- 13	Not Applicable

Table 12: Modelled response capability for the 51 road traffic collision (RTC) incidents located where Maiden Newton Fire Station would support the initial response plan during the five-year period from 1 April 2019 to 31 March 2024

Mobilising records for these 51 road traffic collision (RTC) incidents show that Maiden Newton Fire Station's pumping appliance was actually available and mobilised to 12 (23.53%) of these incidents. Whilst the unavailability of the pumping appliance to attend these incidents may have been the result of simultaneous demand, this does provide an indication of the frequency that, during the reviewed five-year period, Maiden Newton Fire Station's pumping appliance was not available to attend the road traffic collision (RTC) incidents located where it would have supported the initial response.

During the annual period 1 April 2024 to 31 March 2025, availability of Maiden Newton Fire Station's pumping appliance, inclusive of imports, averaged 30.95%. Assuming a uniform distribution of incidents and appliance availability, applying this most recent level of availability to the five-year review period, 1 April 2019 to 31 March 2024, would suggest that Maiden Newton Fire Station's pumping appliance would likely have been available for 16 of the 51 road traffic collision (RTC) incidents where its pumping appliance would be required to support the initial response.

Accidental Dwelling Fire (ADF)

The response standard within DWFRS applicable to accidental dwelling fires is that for property fire with sleeping risk incidents; see Property Fire with Sleeping Risk section for applicable response standard and response area maps.

Modelled responses to incidents during the five-year period from 1 April 2019 to 31 March 2024, have identified 16 accidental dwelling fire incidents located where Maiden Newton Fire Station would provide the nearest pumping appliance. A further four accidental dwelling fire incidents have been identified, where Maiden Newton Fire Station would provide the second attending pumping appliance.

Modelled responses to the 20 accidental dwelling fire incidents located where Maiden Newton Fire Station would support the initial response plan have indicated a 14 minutes 32 seconds average response time for the first attending pumping appliance, achieving the ten-minute response standard on four (20.00%) occasions, and a 20 minutes 42 seconds average response time for the second attending pumping appliance, achieving the thirteen-minute response standard on one (5.00%) occasions.

Closure of Maiden Newton Fire Station would require the initial response to these 20 accidental dwelling fire incidents be fulfilled by additional resources from the neighbouring fire station at Beaminster, Bridport, Dorchester and Sherborne. Modelled responses to these accidental dwelling fire incidents, based on the closure of Maiden Newton Fire Station, have indicated a 19 minutes 37 seconds average response time for the first attending pumping appliance, and a 22 minutes 43 seconds average response time for the second attending pumping appliance. None (0.00%) of these accidental dwelling fire incidents would receive a first attending pumping appliance within the ten-minute response standard and none (0.00%) would receive a second attending pumping appliance within the thirteen-minute response standard.

The closure of Maiden Newton Fire Station, and removal of its pumping appliance, would see an increase of 5 minutes 5 seconds in the average modelled response time for the first pumping appliance to the accidental dwelling fire incidents that occurred during the five-year period from 1 April 2019 to 31 March 2024, and 2 minutes 1 second in the average modelled response time for the second pumping appliance. The ten-minute response standard for the first attending pumping appliance to these accidental dwelling fire incidents would have been achieved on four fewer occasions, and the thirteen-minute response standard for the second attending pumping appliance would have been achieved on one fewer occasion.

Modelled Response Capability for Accidental Dwelling Fire Incidents Located where Maiden Newton Fire Station Would Support the Initial Response Plan		
Modelled Response including Maiden Newton Fire Station	First Attendance	Second Attendance
Average Response Time (minutes:seconds)	14:32	20:42
Response Standard Achieved (number of incidents)	4 of 20 (20.00%)	1 of 20 (5.00%)
Modelled Response excluding Maiden Newton Fire Station	First Attendance	Second Attendance
Average Response Time (minutes:seconds)	19:37	22:43
Response Standard Achieved (number of incidents)	0 of 20 (0.00%)	0 of 20 (0.00%)
Impact on Modelled Response Capability	First Attendance	Second Attendance
Average Response Time (minutes:seconds)	+ 5:05	+ 2:01
Response Standard Achieved (number of incidents)	- 4	- 1

Table 13: Modelled response capability for the 20 Accidental Dwelling Fire incidents located where Maiden Newton Fire Station would support the initial response plan during the five-year period from 1 April 2019 to 31 March 2024

Mobilising records for these 20 accidental dwelling fire incidents show that Maiden Newton Fire Station’s pumping appliance was actually available and mobilised to two (10.00%) of these incidents. Whilst the unavailability of the pumping appliance to attend these incidents may have been the result of simultaneous demand, this does provide an indication of the frequency that, during the reviewed five-year period, Maiden Newton Fire Station’s pumping appliance was not available to attend the accidental dwelling fire incidents located where it would have supported the initial response.

During the annual period 1 April 2024 to 31 March 2025, availability of Maiden Newton Fire Station’s pumping appliance, inclusive of imports, averaged 30.95%. Assuming a uniform distribution of incidents and appliance availability, applying this most recent level of availability to the five-year review period, 1 April 2019 to 31 March 2024, would suggest that Maiden Newton Fire Station’s pumping appliance would likely have been available for six of the 20 accidental

dwelling fire incidents where its pumping appliance would be required to support the initial response.

Fire Related Injuries

Fire related injuries are those injuries sustained at a fire incident where the casualty attended hospital. For the purpose of this review, response capability to incidents where a fire related injury was sustained has been reviewed against the response standard for property fire with sleeping risk incidents, however, it is acknowledged that this response standard is not necessarily applicable to all incidents where a fire related injury was sustained. See Property Fire with Sleeping Risk section for applicable response standard and response area maps.

Modelled responses to incidents during the five-year period from 1 April 2019 to 31 March 2024, have identified one incident resulting in a fire related injury, located where Maiden Newton Fire Station would provide the nearest pumping appliance. No incidents resulting in a fire related injury have been identified where Maiden Newton Fire Station would provide the second attending pumping appliance.

Modelled responses to the one incident resulting in a fire related injury, located where Maiden Newton Fire Station would support the initial response plan, have indicated a 20 minutes 31 seconds average response time for the first attending pumping appliance, achieving the ten-minute response standard on no (0.00%) occasions, and a 27 minutes 11 seconds average response time for the second attending pumping appliance, achieving the thirteen-minute response standard on no (0.00%) occasions.

Closure of Maiden Newton Fire Station would require the initial response to this one incident resulting in a fire related injury be fulfilled by additional resources from the neighbouring fire station at Dorchester. Modelled responses to this incident resulting in a fire related injury, based on the closure of Maiden Newton Fire Station, have indicated a 27 minutes 11 seconds average response time for the first attending pumping appliance, and a 27 minutes 11 seconds average response time for the second attending pumping appliance. None (0.00%) of these incidents resulting in a fire related injury would receive a first attending pumping appliance within the ten-minute response standard and none (0.00%) would receive a second attending pumping appliance within the thirteen-minute response standard.

The closure of Maiden Newton Fire Station, and removal of its pumping appliance, would see an increase of 6 minutes 40 seconds in the average modelled response time for the first pumping appliance to the incidents resulting in a fire related injury that occurred during the five-year period from 1 April 2019 to 31 March 2024, and no change in the average modelled response time for the second pumping appliance. There would be no change in the number of occasions the ten-minute response standard for the first attending pumping appliance to these incidents resulting in a fire related injury would have been achieved, and no change in the number of occasions the thirteen-minute response standard for the second attending pumping appliance would have been achieved.

Modelled Response Capability for Incidents Resulting in Fire Related Injury Located where Maiden Newton Fire Station Would Support the Initial Response Plan		
Modelled Response including Maiden Newton Fire Station	First Attendance	Second Attendance
Average Response Time (minutes:seconds)	20:31	27:11
Response Standard Achieved (number of incidents)	0 of 1 (0.00%)	0 of 1 (0.00%)
Modelled Response excluding Maiden Newton Fire Station	First Attendance	Second Attendance
Average Response Time (minutes:seconds)	27:11	27:11
Response Standard Achieved (number of incidents)	0 of 1 (0.00%)	0 of 1 (0.00%)
Impact on Modelled Response Capability	First Attendance	Second Attendance
Average Response Time (minutes:seconds)	+ 6:40	No Change
Response Standard Achieved (number of incidents)	No Change	No Change

Table 14: Modelled response capability for the one incident resulting in a fire related injury located where Maiden Newton Fire Station would support the initial response plan during the five-year period from 1 April 2019 to 31 March 2024

Mobilising records for this one incident resulting in a fire related injury show that Maiden Newton Fire Station's pumping appliance was actually available and mobilised to none (0.00%) of these incidents. Whilst the unavailability of the pumping appliance to attend these incidents may have been the result of simultaneous demand, this does provide an indication of the frequency that, during the reviewed five-year period, Maiden Newton Fire Station's pumping appliance was not available to attend the incidents resulting in fire related injury, located where it would have supported the initial response.

During the annual period 1 April 2024 to 31 March 2025, availability of Maiden Newton Fire Station's pumping appliance, inclusive of imports, averaged 30.95%. Assuming a uniform distribution of incidents and appliance availability, applying this most recent level of availability to the five-year review period, 1 April 2019 to 31 March 2024, would suggest that Maiden Newton Fire Station's pumping appliance would likely have been available for none of the one incident resulting in a fire related injury where its pumping appliance would be required to support the initial response.

Fire Related Fatalities

Fire related fatalities are those that have been determined by the coroner as being caused by fire; fatalities that have occurred at incidents where the cause of death is yet to be determined by the coroner, have also been included. For the purpose of this review, response capability to incidents where a fire related fatality occurred has been reviewed against the response standard for property fire with sleeping risk incidents, however, it is acknowledged that this response standard is not necessarily applicable to all incidents where a fire related fatality occurred. See Property Fire with Sleeping Risk section for applicable response standard and response area maps.

Modelled responses to incidents during the five-year period from 1 April 2019 to 31 March 2024, have identified no incidents resulting in a fire related fatality, located where Maiden Newton Fire Station would provide either the nearest or second nearest pumping appliance.

High Risk 'Safe & Well' Properties

DWFRS undertakes Safe & Well visits to eligible domestic dwellings within the Service area, during which fire safety advice and interventions are delivered to reduce the risk, and mitigate the

impact of, accidental dwelling fires. As part of the Safe & Well process, a risk level is determined both pre- and post- visit, ranging from very low to very high. For this section, properties have been identified within the DWFRS Service area that remain assessed as high or very high risk following completion of a Safe & Well visit during the period 1 April 2019 to 31 March 2024.

Response modelling has been used to identify the nearest pumping appliance to all high risk Safe & Well properties within the DWFRS Service area and determine whether, in the event of a property fire occurring, the ten-minute response standard for the first attending pumping appliance would be achieved.

Modelled responses have identified 96 high risk Safe & Well properties located where Maiden Newton Fire Station would provide the nearest pumping appliance if an incident was to occur during the period 07:30 to 19:30; 28 (29.17%) of these properties would receive a first attending pumping appliance within the ten-minute response standard. An additional two properties have been identified located where Maiden Newton Fire Station would provide the nearest pumping appliance if an incident was to occur during the period 19:30 to 07:30; none of these properties would receive a first attending pumping appliance within the ten-minute response standard.

Modelled Response Capability to High Risk Safe & Well Properties Located where Maiden Newton Fire Station Would Provide the Nearest Pumping Appliance (Day / Night)	
Modelled Response including Maiden Newton Fire Station	
Number of properties where Maiden Newton Fire Station provides the nearest pumping appliance	96 / 98
Number of properties located within ten-minute response area	28 (29.17%) / 28 (28.57%)
Modelled Response excluding Maiden Newton Fire Station	
Number of properties located within ten-minute response area	0 (0.00%) / 0 (0.00%)
Impact on Modelled Response Capability	
Number of properties located within ten-minute response area	- 28 / - 28

Table 15: Modelled response capability for the high risk Safe & Well properties located where Maiden Newton Fire Station would provide the nearest response, following visits undertaken during the five-year period from 1 April 2019 to 31 March 2024, by day (07:30 to 19:30) and night (19:30 to 07:30)

Closure of Maiden Newton Fire Station would require the initial response to these high risk Safe & Well properties be fulfilled by resources from the neighbouring fire stations at Beaminster, Dorchester and Sherborne. Modelled responses based on the closure of Maiden Newton Fire Station have indicated that 28 fewer properties would receive a first attending pumping appliance within the ten-minute response standard at any time.

Risk Sites

The Fire Cover Review (FCR) 2023 identified risk sites in the DWFRS Service area within the following categories:

- High Rise,
- Care Homes,
- Hospitals,
- Wildfire,
- Heritage,
- Thatch,

- COMAH and MACR, and
- Flooding.

Response modelling has been used to identify the nearest pumping appliance to all risk sites identified within the DWFRS Service area and determine whether, in the event of an incident occurring, the applicable response standard for the first attending pumping appliance would be achieved. Where there is no response standard applicable to the risk site or likely incident scenario, a notional ten-minute response standard has been used for all fire scenarios and fifteen-minute response standard for non-fire scenarios.

High Rise

Modelled responses have identified no high rise risk sites located where Maiden Newton Fire Station would provide the nearest pumping appliance.

Care Homes

Modelled responses have identified one care home risk sites located where Maiden Newton Fire Station would provide the nearest pumping appliance if an incident was to occur; none (0.00%) of these properties would receive a first attending pumping appliance within the ten-minute response standard.

Modelled Response Capability to Care home Risk Sites Located where Maiden Newton Fire Station Would Provide the Nearest Pumping Appliance	
Modelled Response including Maiden Newton Fire Station	
Number of risk sites where Maiden Newton Fire Station provides the nearest pumping appliance	1
Number of risk sites located within ten-minute response area	0 (0.00%)
Modelled Response excluding Maiden Newton Fire Station	
Number of risk sites located within ten-minute response area	0 (0.00%)
Impact on Modelled Response Capability	
Number of risk sites located within ten-minute response area	No Change

Table 16: Modelled response capability for the care home risk sites identified in the FCR (2023), located where Maiden Newton Fire Station would provide the nearest response

Closure of Maiden Newton Fire Station would require the initial response to this one care home risk site be fulfilled by resources from the neighbouring fire station at Dorchester. Modelled responses based on the closure of Maiden Newton Fire Station have indicated that there would be no change in the number of risk sites that would receive a first attending pumping appliance within the ten-minute response standard.

Hospitals

Modelled responses have identified no hospital risk sites located where Maiden Newton Fire Station would provide the nearest pumping appliance.

Wildfire

Modelled responses have identified no wildfire risk sites located where Maiden Newton Fire Station would provide the nearest pumping appliance.

Heritage

Modelled responses have identified 53 heritage risk sites located where Maiden Newton Fire Station would provide the nearest pumping appliance if an incident was to occur; four (7.55%) of these properties would receive a first attending pumping appliance within the ten-minute response standard.

Modelled Response Capability to Heritage Risk Sites Located where Maiden Newton Fire Station Would Provide the Nearest Pumping Appliance	
Modelled Response including Maiden Newton Fire Station	
Number of risk sites where Maiden Newton Fire Station provides the nearest pumping appliance	53
Number of risk sites located within ten-minute response area	4 (7.55%)
Modelled Response excluding Maiden Newton Fire Station	
Number of risk sites located within ten-minute response area	0 (0.00%)
Impact on Modelled Response Capability	
Number of risk sites located within ten-minute response area	- 4

Table 17: Modelled response capability for the heritage risk sites identified in the FCR (2023), located where Maiden Newton Fire Station would provide the nearest response

Closure of Maiden Newton Fire Station would require the initial response to these care home risk sites be fulfilled by resources from the neighbouring fire stations at Beaminster, Dorchester and Sherborne. Modelled responses based on the closure of Maiden Newton Fire Station have indicated that four fewer risk sites would receive a first attending pumping appliance within the ten-minute response standard.

Thatch

Modelled responses have identified 182 heritage risk sites located where Maiden Newton Fire Station would provide the nearest pumping appliance if an incident was to occur during the period 07:30 to 19:30; 19 (10.44%) of these risk sites would receive a first attending pumping appliance within the ten-minute response standard. An additional seven risk sites have been identified located where Maiden Newton Fire Station would provide the nearest pumping appliance if an incident was to occur during the period 19:30 to 07:30; none (0.00%) of these properties would receive a first attending pumping appliance within the ten-minute response standard.

Modelled Response Capability to Thatch Risk Sites Located where Maiden Newton Fire Station Would Provide the Nearest Pumping Appliance (Day / Night)	
Modelled Response including Maiden Newton Fire Station	
Number of risk sites where Maiden Newton Fire Station provides the nearest pumping appliance	182 / 189
Number of risk sites located within ten-minute response area	19 (10.44%) / 19 (10.05%)
Modelled Response excluding Maiden Newton Fire Station	
Number of risk sites located within ten-minute response area	0 (0.00%) / 0 (0.00%)
Impact on Modelled Response Capability	
Number of risk sites located within ten-minute response area	- 19 / - 19

Table 18: Modelled response capability for the thatch risk sites identified in the FCR (2023), located where Maiden Newton Fire Station would provide the nearest response, by day (07:30 to 19:30) and night (19:30 to 07:30)

Closure of Maiden Newton Fire Station would require the initial response to these 182 heritage risk sites be fulfilled by resources from the neighbouring fire stations at Beaminster, Bridport, Dorchester and Sherborne. Modelled responses based on the closure of Maiden Newton Fire Station have indicated that 19 fewer risk sites would receive a first attending pumping appliance within the ten-minute response standard at any time.

COMAH / MACR

Modelled responses have identified no COMAH / MACR risk sites located where Maiden Newton Fire Station would provide the nearest pumping appliance.

Flooding

Modelled responses have identified 14 flooding risk sites located where Maiden Newton Fire Station would provide the nearest pumping appliance if an incident was to occur during the period 07:30 to 19:30; eight (57.14%) of these risk sites would receive a first attending pumping appliance within the ten-minute response standard. An additional one risk site has been identified located where Maiden Newton Fire Station would provide the nearest pumping appliance if an incident was to occur during the period 19:30 to 07:30; this one (100.00%) property would receive a first attending pumping appliance within the ten-minute response standard.

Modelled Response Capability to Flooding Risk Sites Located where Maiden Newton Fire Station Would Provide the Nearest Pumping Appliance (Day / Night)	
Modelled Response including Maiden Newton Fire Station	
Number of risk sites where Maiden Newton Fire Station provides the nearest pumping appliance	14 / 15
Number of risk sites located within ten-minute response area	8 (57.14%) / 9 (60.00%)
Modelled Response excluding Maiden Newton Fire Station	
Number of risk sites located within ten-minute response area	3 (21.43%) / 2 (13.33%)
Impact on Modelled Response Capability	
Number of risk sites located within ten-minute response area	- 5 / - 7

Table 19: Modelled response capability for the heritage risk sites identified in the FCR (2023), located where Maiden Newton Fire Station would provide the nearest response, by day (07:30 to 19:30) and night (19:30 to 07:30)

Closure of Maiden Newton Fire Station would require the initial response to these flooding home risk sites be fulfilled by resources from the neighbouring fire stations at Beaminster and Dorchester. Modelled responses based on the closure of Maiden Newton Fire Station have indicated that five fewer risk sites would receive a first attending pumping appliance within the ten-minute response standard during the period 07:30 to 19:30, and seven fewer during the period 19:30 to 07:30.

Impact on Local Fire Stations

This section evaluates the impact on individual fire stations that would see a change in operational activity resulting from the closure of Maiden Newton Fire Station and removal of its pumping appliance. Response modelling has been used to measure the variation in the number of times each fire station would provide either the first or second nearest pumping appliance to all incidents during the review period. Whilst not all of these incidents would require a second pumping appliance on the initial response plan, this does provide an indication of the impact on neighbouring fire stations where they would be required to either support the initial response or provide resilience for when the nearest pumping appliance is not available.

Modelled responses to incidents during the five-year period from 1 April 2019 to 31 March 2024, based on both with and without the pumping appliance from Maiden Newton Fire Station, have identified an impact on pumping appliance mobilisations at the following local fire stations:

- Bridport Fire Station
- Beaminster Fire Station
- Dorchester Fire Station
- Sherborne Fire Station

These mobilisations have been modelled assuming 100% appliance availability and do not take into account mobilisations for standby moves, reliefs, or those resulting from larger initial response plans or make-ups.

Bridport Fire Station

Modelled responses to all incidents during the five-year period from 1 April 2019 to 31 March 2024 where Maiden Newton Fire Station would provide either the first or second nearest pumping appliance, have identified one occasion where Bridport Fire Station would support or provide resilience to the initial response plan by providing either the first or the second nearest pumping.

Modelled responses to the same incidents without the availability of Maiden Newton Fire Station's pumping appliance, have identified 67 occasions where Bridport Fire Station would provide either the nearest or second nearest pumping appliance.

The closure of Maiden Newton Fire Station, and removal of its pumping appliance, would have seen an increase of 66 occasions where Bridport Fire Station's pumping appliance would provide the nearest or second nearest response to support or provide resilience to the initial response plan for incidents that occurred during the five-year period from 1 April 2019 to 31 March 2024.

Modelled Responses for Bridport Fire Station Pumping Appliances	
Modelled Responses based on availability of Maiden Newton Fire Station's Pumping Appliance	
Bridport (P1 or P4) modelled as nearest pumping appliance	0
Bridport (P1 or P4) modelled as second nearest pumping appliance	1
Bridport Fire Station	1
Modelled Responses based on removal of Maiden Newton Fire Station's Pumping Appliance	
Bridport (P1 or P4) modelled as nearest pumping appliance	1
Bridport (P1 or P4) modelled as second nearest pumping appliance	66
Bridport Fire Station	67
Impact on Modelled Responses for Bridport Fire Station	
Bridport (P1 or P4) modelled as nearest pumping appliance	+ 1
Bridport (P1 or P4) modelled as second nearest pumping appliance	+ 65
Bridport Fire Station	+ 66

Table 20: Modelled responses of Bridport Fire Station's pumping appliances to support or provide resilience to the initial response plan to incidents during the five-year period from 1 April 2019 to 31 March 2024, located where Maiden Newton Fire Station would provide the first or second nearest response, with and without availability of Maiden Newton Fire Station's pumping appliance

For context, during the five-year review period from 1 April 2019 to 31 March 2024, Bridport Fire Station's pumping appliance was actually mobilised on 1,638 occasions to incidents within the DWFRS Service area, not including standby movements.

Beaminster Fire Station

Modelled responses to all incidents during the five-year period from 1 April 2019 to 31 March 2024 where Maiden Newton Fire Station would provide either the first or second nearest pumping appliance, have identified 88 occasions where Beaminster Fire Station would support or provide resilience to the initial response plan by providing either the first or the second nearest pumping.

Modelled responses to the same incidents without the availability of Maiden Newton Fire Station's pumping appliance, have identified 100 occasions where Beaminster Fire Station would provide either the nearest or second nearest pumping appliance.

The closure of Maiden Newton Fire Station, and removal of its pumping appliance, would have seen an increase of 12 occasions where Beaminster Fire Station's pumping appliance would provide the nearest or second nearest response to support or provide resilience to the initial response plan for incidents that occurred during the five-year period from 1 April 2019 to 31 March 2024.

Modelled Responses for Beaminster Fire Station Pumping Appliances	
Modelled Responses based on availability of Maiden Newton Fire Station's Pumping Appliance	
Beaminster (P1) modelled as nearest pumping appliance	60
Beaminster (P1) modelled as second nearest pumping appliance	28
Beaminster Fire Station	88
Modelled Responses based on removal of Maiden Newton Fire Station's Pumping Appliance	
Beaminster (P1) modelled as nearest pumping appliance	88
Beaminster (P1) modelled as second nearest pumping appliance	12
Beaminster Fire Station	100
Impact on Modelled Responses for Beaminster Fire Station	
Beaminster (P1) modelled as nearest pumping appliance	+ 28
Beaminster (P1) modelled as second nearest pumping appliance	- 16
Beaminster Fire Station	+ 12

Table 21: Modelled responses of Beaminster Fire Station's pumping appliance to support or provide resilience to the initial response plan to incidents during the five-year period from 1 April 2019 to 31 March 2024, located where Maiden Newton Fire Station would provide the first or second nearest response, with and without availability of Maiden Newton Fire Station's pumping appliance

For context, during the five-year review period from 1 April 2019 to 31 March 2024, Beaminster Fire Station's pumping appliance was actually mobilised on 421 occasions to incidents within the DWFRS Service area, not including standby movements.

Dorchester Fire Station

Modelled responses to all incidents during the five-year period from 1 April 2019 to 31 March 2024 where Maiden Newton Fire Station would provide either the first or second nearest pumping appliance, have identified 160 occasions where Dorchester Fire Station would support or provide resilience to the initial response plan by providing either the first or the second nearest pumping.

Modelled responses to the same incidents without the availability of Maiden Newton Fire Station's pumping appliance, have identified 318 occasions where Dorchester Fire Station would provide either the nearest or second nearest pumping appliance.

The closure of Maiden Newton Fire Station, and removal of its pumping appliance, would have seen an increase of 158 occasions where Dorchester Fire Station's pumping appliance would provide the nearest or second nearest response to support or provide resilience to the initial response plan for incidents that occurred during the five-year period from 1 April 2019 to 31 March 2024.

Modelled Responses for Dorchester Fire Station Pumping Appliances	
Modelled Responses based on availability of Maiden Newton Fire Station's Pumping Appliance	
Dorchester (P1 or P2) modelled as nearest pumping appliance	16
Dorchester (P1 or P2) modelled as second nearest pumping appliance	144
Dorchester Fire Station	160
Modelled Responses based on removal of Maiden Newton Fire Station's Pumping Appliance	
Dorchester (P1 or P2) modelled as nearest pumping appliance	160
Dorchester (P1 or P2) modelled as second nearest pumping appliance	158
Dorchester Fire Station	318
Impact on Modelled Responses for Dorchester Fire Station	
Dorchester (P1 or P2) modelled as nearest pumping appliance	+ 144
Dorchester (P1 or P2) modelled as second nearest pumping appliance	+ 14
Dorchester Fire Station	+ 158

Table 22: Modelled responses of Dorchester Fire Station's pumping appliances to support or provide resilience to the initial response plan to incidents during the five-year period from 1 April 2019 to 31 March 2024, located where Maiden Newton Fire Station would provide the first or second nearest response, with and without availability of Maiden Newton Fire Station's pumping appliance

For context, during the five-year review period from 1 April 2019 to 31 March 2024, Dorchester Fire Station's pumping appliance was actually mobilised on 2,879 occasions to incidents within the DWFRS Service area, not including standby movements.

Sherborne Fire Station

Modelled responses to all incidents during the five-year period from 1 April 2019 to 31 March 2024 where Maiden Newton Fire Station would provide either the first or second nearest pumping appliance, have identified 27 occasions where Sherborne Fire Station would support or provide resilience to the initial response plan by providing either the first or the second nearest pumping.

Modelled responses to the same incidents without the availability of Maiden Newton Fire Station's pumping appliance, have identified 67 occasions where Sherborne Fire Station would provide either the nearest or second nearest pumping appliance.

The closure of Maiden Newton Fire Station, and removal of its pumping appliance, would have seen an increase of 40 occasions where Sherborne Fire Station's pumping appliance would provide the nearest or second nearest response to support or provide resilience to the initial response plan for incidents that occurred during the five-year period from 1 April 2019 to 31 March 2024.

Modelled Responses for Sherborne Fire Station Pumping Appliances	
Modelled Responses based on availability of Maiden Newton Fire Station's Pumping Appliance	
Sherborne (P1 or P2) modelled as nearest pumping appliance	0
Sherborne (P1 or P2) modelled as second nearest pumping appliance	27
Sherborne Fire Station	27
Modelled Responses based on removal of Maiden Newton Fire Station's Pumping Appliance	
Sherborne (P1 or P2) modelled as nearest pumping appliance	27
Sherborne (P1 or P2) modelled as second nearest pumping appliance	40
Sherborne Fire Station	67
Impact on Modelled Responses for Sherborne Fire Station	
Sherborne (P1 or P2) modelled as nearest pumping appliance	+ 27
Sherborne (P1 or P2) modelled as second nearest pumping appliance	+ 13
Sherborne Fire Station	+ 40

Table 23: Modelled responses of Sherborne Fire Station's pumping appliances to support or provide resilience to the initial response plan to incidents during the five-year period from 1 April 2019 to 31 March 2024, located where Maiden Newton Fire Station would provide the first or second nearest response, with and without availability of Maiden Newton Fire Station's pumping appliance

For context, during the five-year review period from 1 April 2019 to 31 March 2024, Sherborne Fire Station's pumping appliance was actually mobilised on 1,040 occasions to incidents within the DWFRS Service area, not including standby movements.

Resilience

This section evaluates the resilience of Maiden Newton Fire Station and the following local or otherwise impacted fire stations with a pumping appliance crewed using the on-call duty system:

- Bridport Fire Station
- Beaminster Fire Station
- Dorchester Fire Station
- Sherborne Fire Station

Maiden Newton Fire Station

Station Isolation

Table 24 details the ten nearest pumping appliances within DWFRS to Maiden Newton Fire Station, ranked by response time incorporating turn-out and travel time; Table 25 details pumping appliances from neighbouring fire and rescue services that would provide a response within that of the nearest ten DWFRS pumping appliances.

Nearest Pumping Appliances to Maiden Newton Fire Station				
Appliance	Fire Station	Crewing Model	Response Time	Availability
P1	Dorchester	Day Duty System	17 / 20 minutes	99.99%
P2	Dorchester	On-Call Duty System	20 minutes	38.48%
P1	Beaminster	On-Call Duty System	22 minutes	83.44%
P1	Bridport	On-Call Duty System	25 minutes	100.00%
P4	Bridport	On-Call Duty System	25 minutes	93.23%
P1	Weymouth	Wholetime Duty System	30 minutes	N/A
P2	Weymouth	On-Call Duty System	33 minutes	89.88%
P1	Bere Regis	On-Call Duty System	35 minutes	35.44%
P1	Sherborne	On-Call Duty System	36 minutes	99.66%
P2	Sherborne	On-Call Duty System	36 minutes	44.22%

Table 24: Nearest ten pumping appliances within DWFRS to Maiden Newton Fire Station by response time to fire station (response time incorporates turn-out time plus travel time) with on-call appliance availability, inclusive of imports, for period 1 April 2024 to 31 March 2025

Nearest Pumping Appliances to Maiden Newton Fire Station from Neighbouring Fire and Rescue Services				
Appliance	Fire Station	Fire and Rescue Service	Crewing Model	Response Time
P1	Yeovil	Devon & Somerset	Wholetime Duty System	23 minutes
P2	Yeovil	Devon & Somerset	On-Call Duty System	26 minutes
P1	Crewkerne	Devon & Somerset	On-Call Duty System	30 minutes

Table 25: Nearest pumping appliances from neighbouring fire and rescue services to Maiden Newton Fire Station by response time to fire station (response time incorporates turn-in time plus travel time)

On-Call Availability and Incident Distribution

During the period 1 April 2024 to 31 March 2025, Maiden Newton Fire Station's pumping appliance averaged 30.95% availability with imports, and 30.85% without imports (Figure 7).

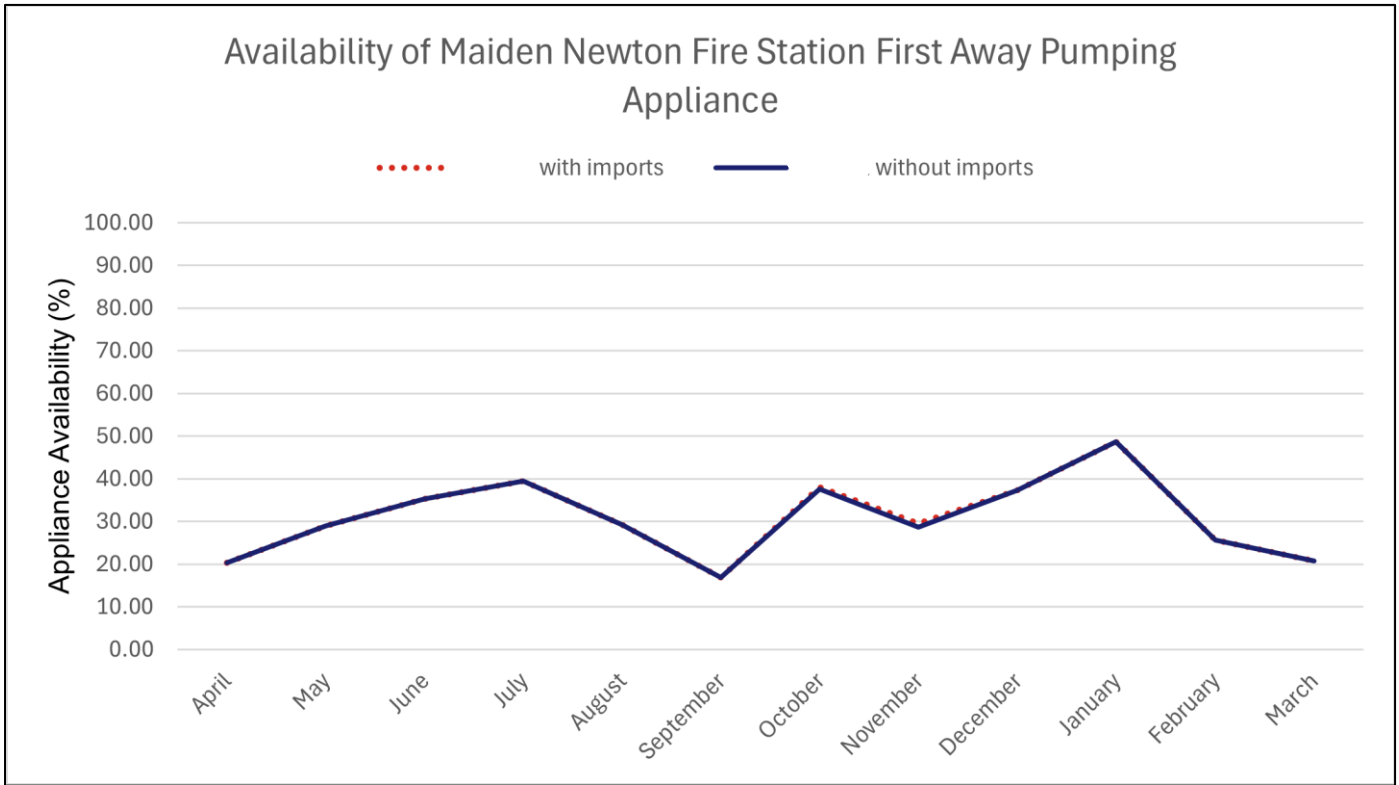


Figure 7: Average availability of Maiden Newton Fire Station first-away pumping appliance for the period 1 April 2024 to 31 March 2025

Figure 8 and Figure 10 detail the average number of on-call personnel available at Maiden Newton Fire Station, per half hour time block, during the period 1 April 2024 to 31 March 2025, for weekdays and weekends respectively. This does not account for the required skills to meet the minimum crewing rules and so does not necessarily translate into appliance availability; however, it does provide an indication of potential future appliance availability subject to fulfilling any training requirements where required.

Figure 9 and Figure 11 illustrate the distribution of incidents during the period 1 April 2019 to 31 March 2024 where Maiden Newton Fire Station would provide the nearest pumping appliance, for weekdays and weekends respectively.

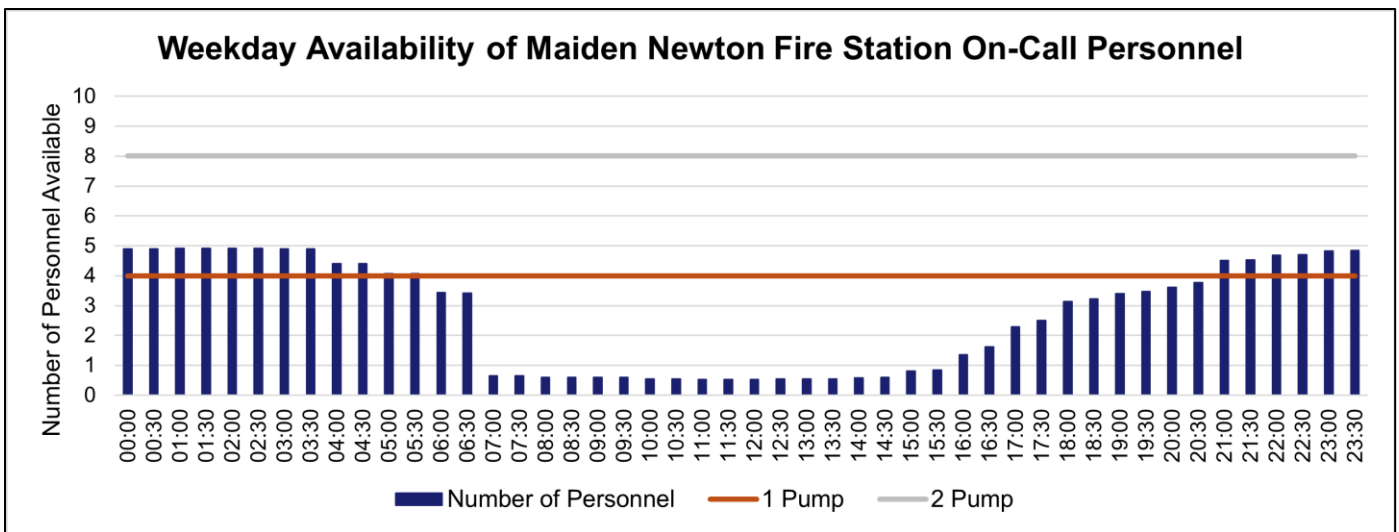


Figure 8: Average Monday to Friday availability of Maiden Newton Fire Station on-call personnel for the period 1 April 2024 to 31 March 2025

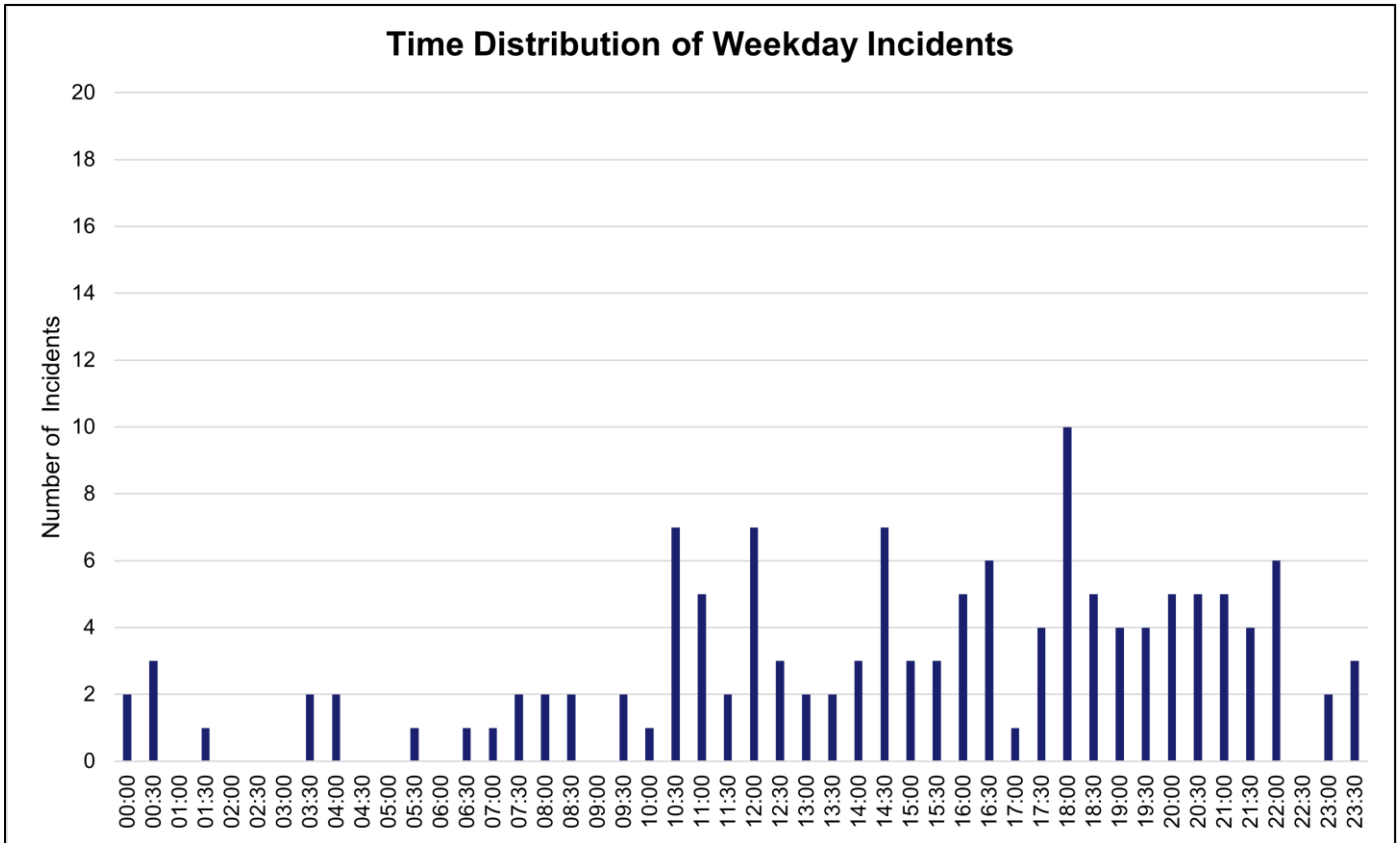


Figure 9: Distribution by time of day of weekday incidents during the period 1 April 2019 to 31 March 2024, where Maiden Newton Fire Station would provide the first attending pumping appliance

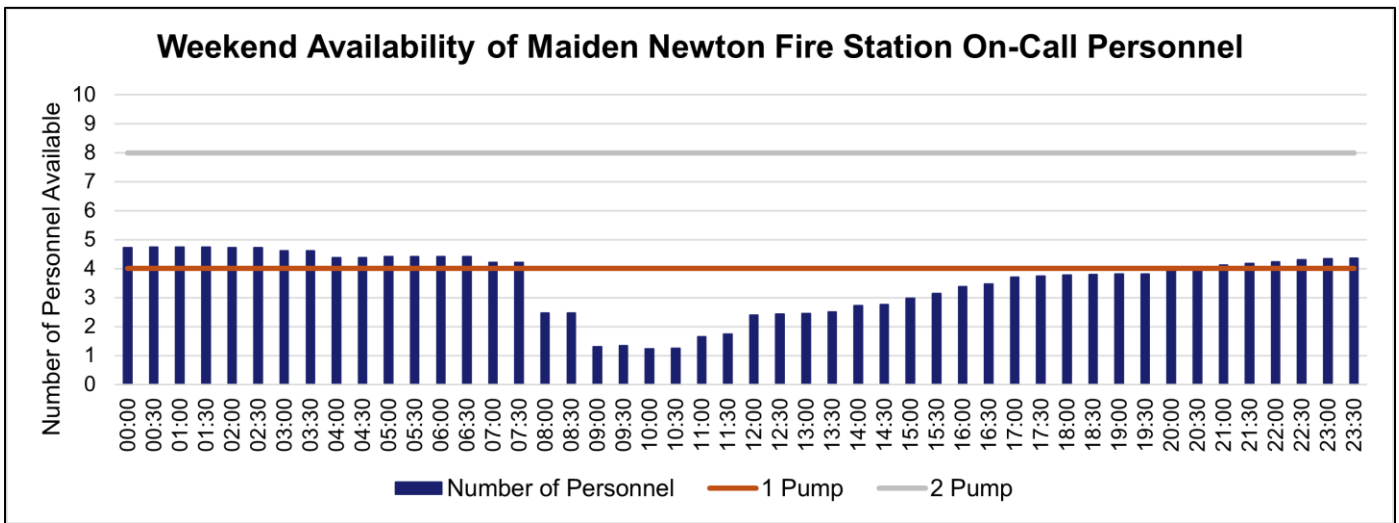


Figure 10: Average Saturday and Sunday availability of Maiden Newton Fire Station on-call personnel for the period 1 April 2024 to 31 March 2025

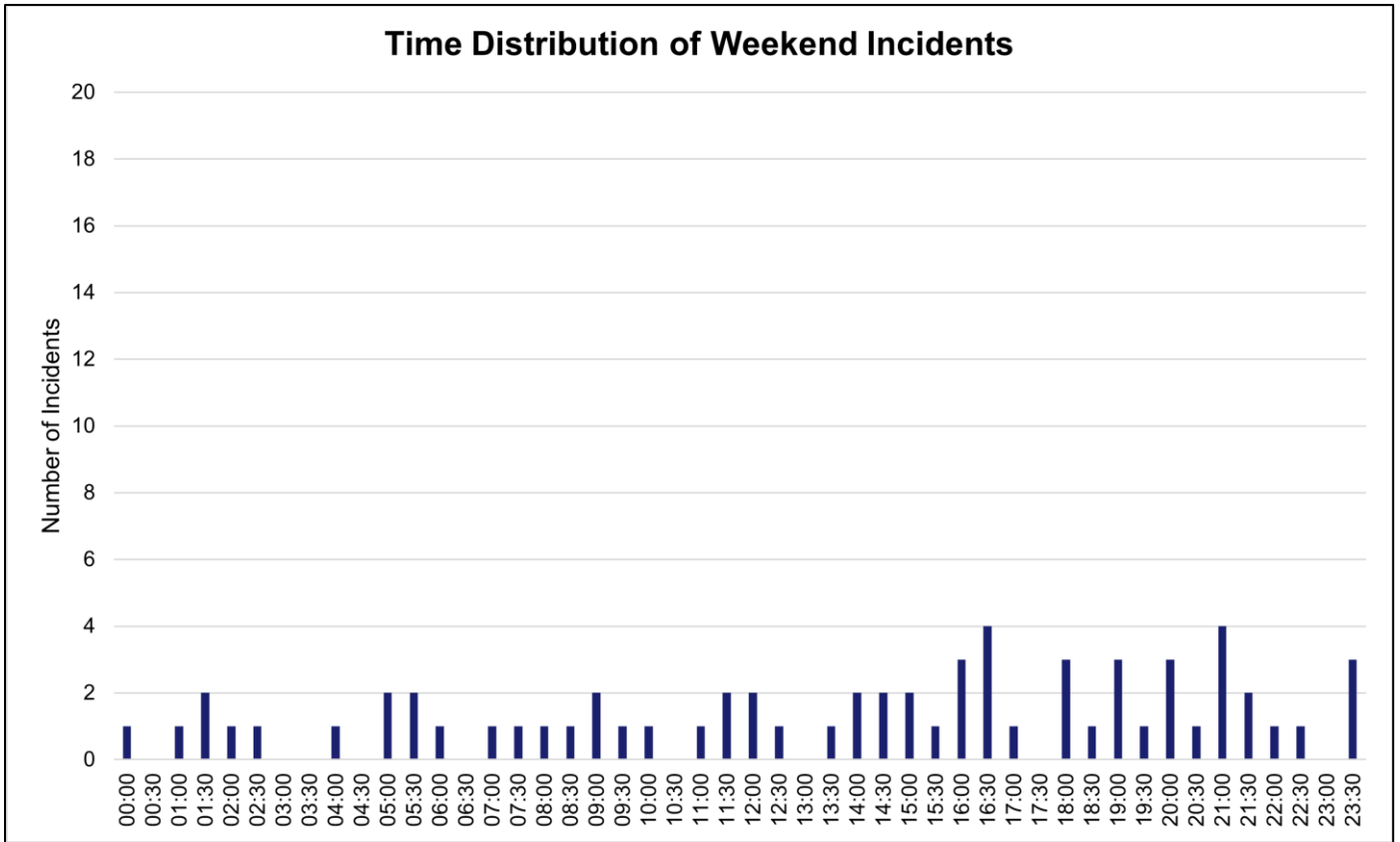


Figure 11: Distribution by time of day of weekend incidents during the period 1 April 2019 to 31 March 2024, where Maiden Newton Fire Station would provide the first attending pumping appliance

On-Call Establishment

Maiden Newton Fire Station had a total of six individuals on the on-call duty system for all or part of the period 1 April 2024 to 30 March 2025; collectively these individuals were contracted to provide a total of 22,419.00 hours across the period, averaging 431.13 hours per week, 35.93% of the optimum contracted cover required for an on-call fire station with one pumping appliance. During this period, these individuals provided a total of 25,689.25 positive hours, averaging 494.02 hours per week, 41.17% of the optimum cover required.

On-Call Establishment for Maiden Newton Fire Station				
	Optimum		Actual	
	Weekly	Annual	Weekly Average	Annual Total
Fire Station Contracted Hours	1,200	62,400	431.13 (35.93%)	22,419.00
Fire Station Positive Hours			494.02 (41.17%)	25,689.25

Table 26: On-call establishment for Maiden Newton Fire Station, averaged for period 1 April 2024 to 30 March 2025 (52 weeks), compared to optimum establishment for an on-call fire station with one pumping appliance

Figure 12 illustrates how contracted and positive hours provided at Maiden Newton Fire Station have fluctuated during the period 1 April 2024 to 30 March 2025.

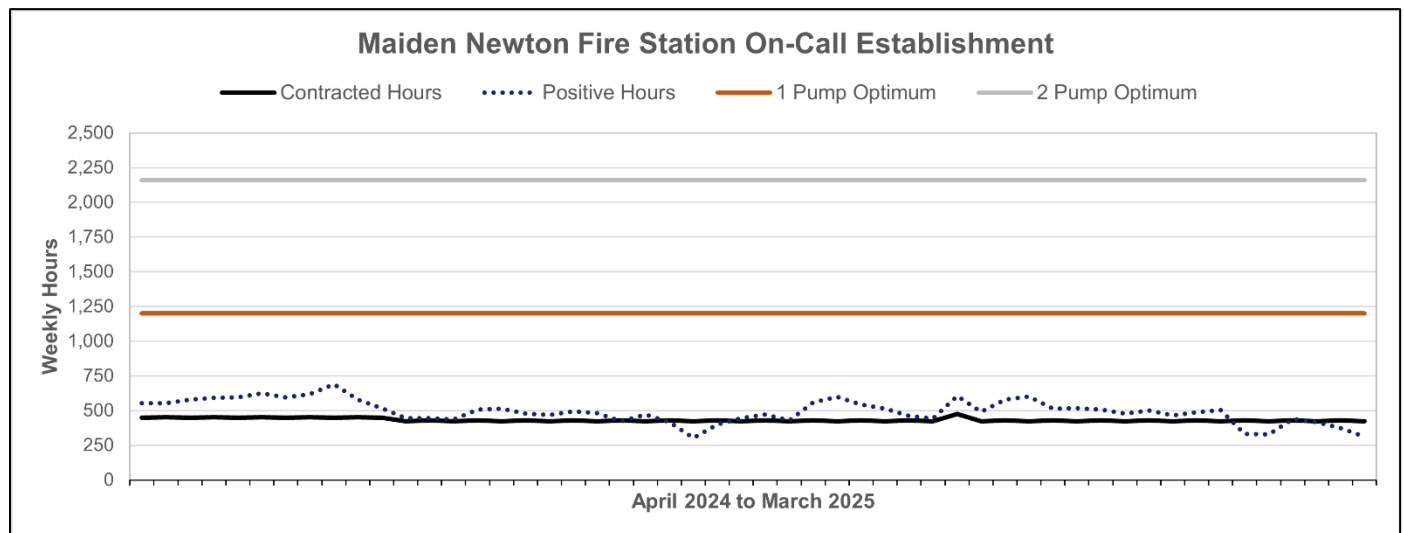


Figure 12: Total weekly contracted and positive hours for Maiden Newton Fire Station on-call establishment during the period 1 April 2024 to 30 March 2025

Bridport Fire Station

Bridport Fire Station has two pumping appliances, both crewed using the on-call duty system.

On-Call Availability and Incident Distribution

During the period 1 April 2024 to 31 March 2025, Bridport Fire Station’s first-away pumping appliance averaged 99.94% availability (Figure 13), and 93.16% availability for the second-away pumping appliance (Figure 14), excluding imports.

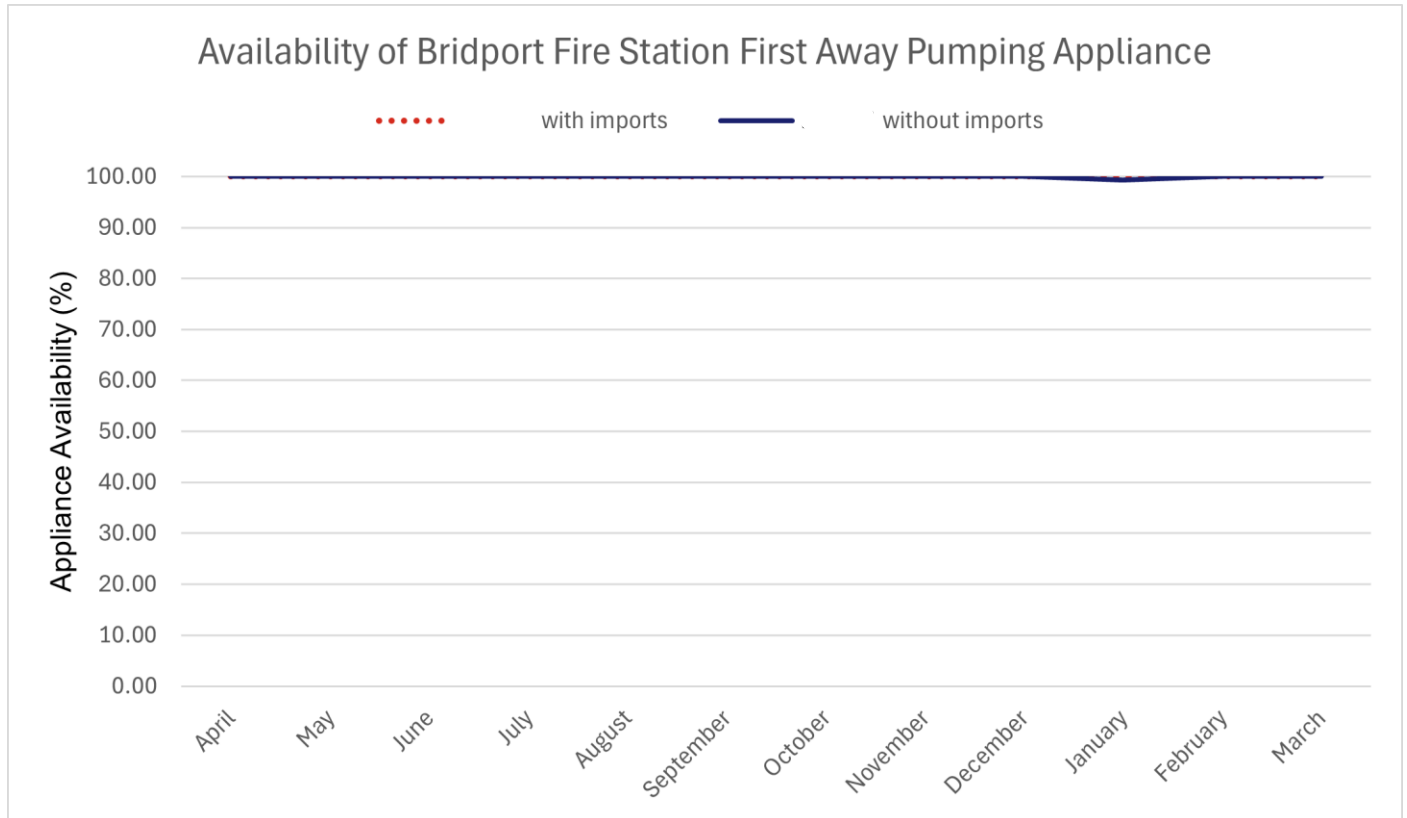


Figure 13: Average availability of Bridport Fire Station first-away pumping appliance for the period 1 April 2024 to 31 March 2025

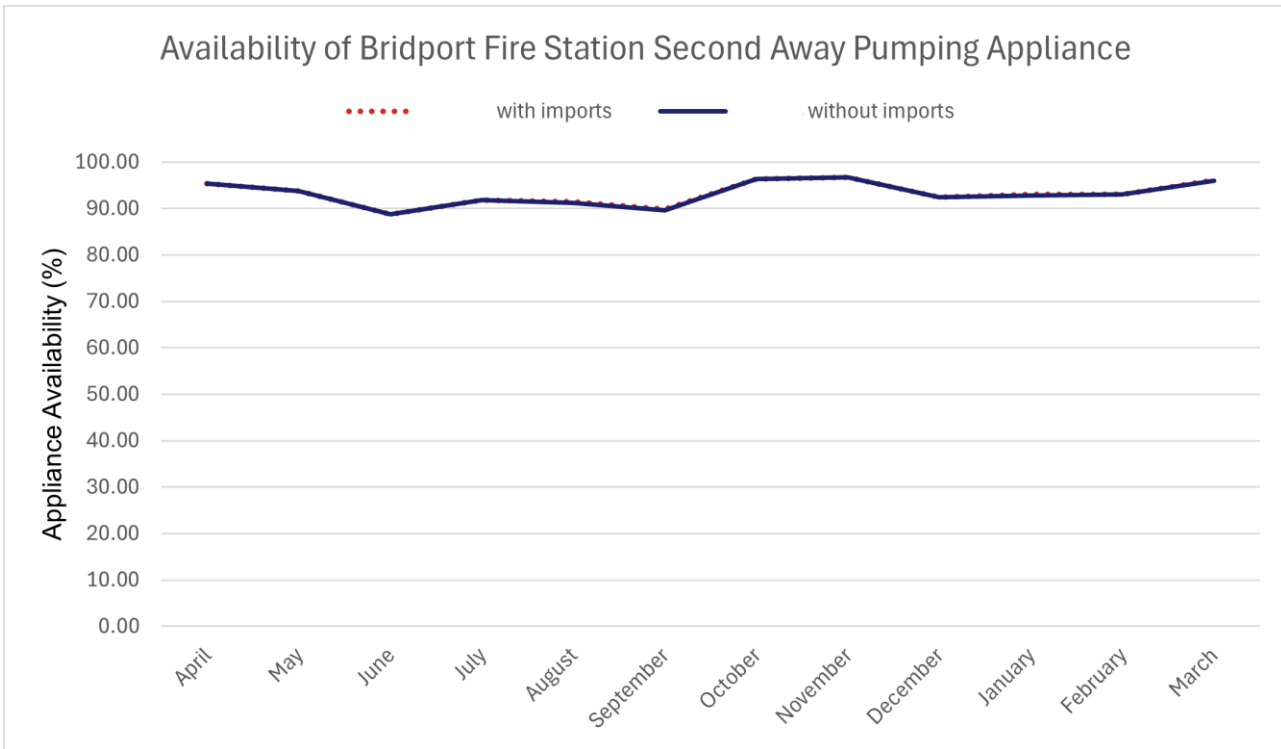


Figure 14: Average availability of Bridport Fire Station second-away pumping appliance for the period 1 April 2024 to 31 March 2025

Figure 15 and Figure 17 detail the average number of on-call personnel available at Bridport Fire Station, per half hour time block, during the period 1 April 2024 to 31 March 2025, for weekdays and weekends respectively. This does not account for the required skills to meet the minimum crewing rules and so does not necessarily translate into appliance availability; however, it does provide an indication of potential future appliance availability subject to fulfilling any training requirements where required.

Figure 16 and Figure 18 illustrate the distribution of the additional incidents during the period 1 April 2019 to 31 March 2024 where Bridport Fire Station would provide the nearest pumping appliance based on the removal of Maiden Newton Fire Station’s pumping appliance, for weekdays and weekends respectively.

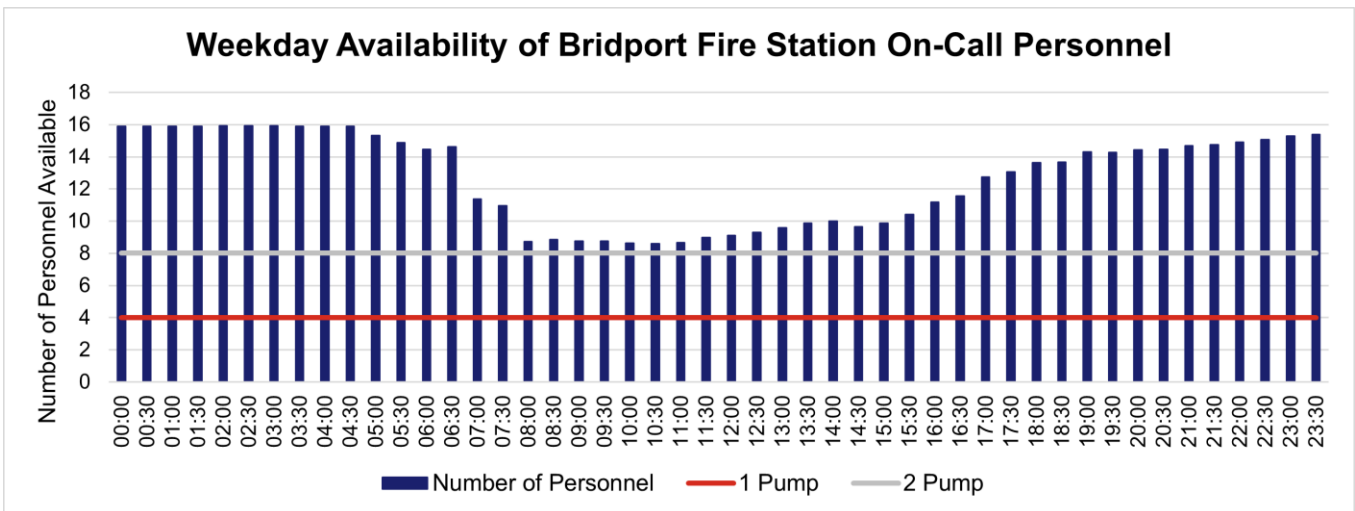


Figure 15: Average Monday to Friday availability of Bridport Fire Station on-call personnel for the period 1 April 2024 to 31 March 2025

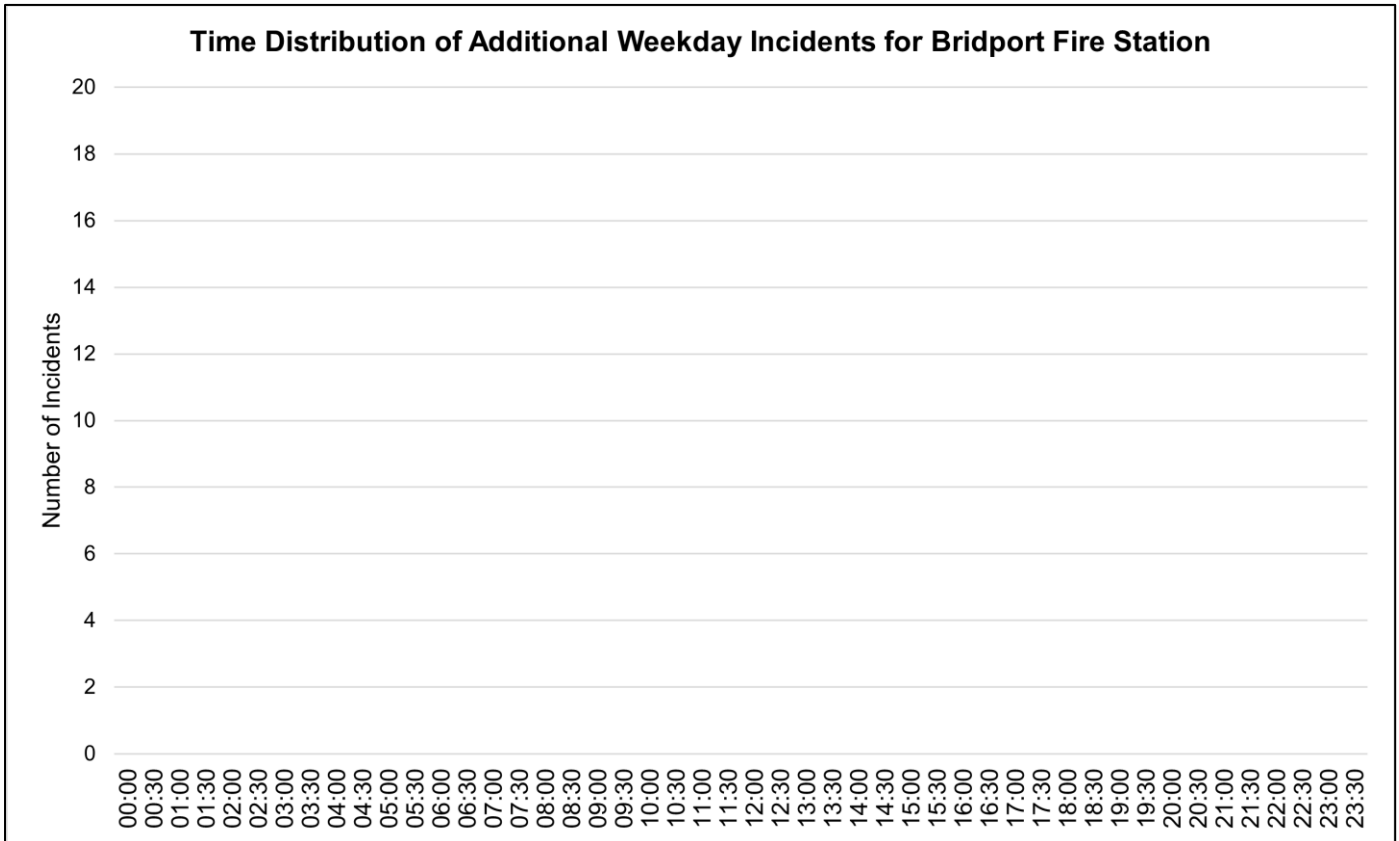


Figure 16: Distribution by time of day of additional weekday incidents during the period 1 April 2019 to 31 March 2024, where Bridport Fire Station would provide the first attending pumping appliance, based on removal of Maiden Newton Fire Station’s pumping appliance

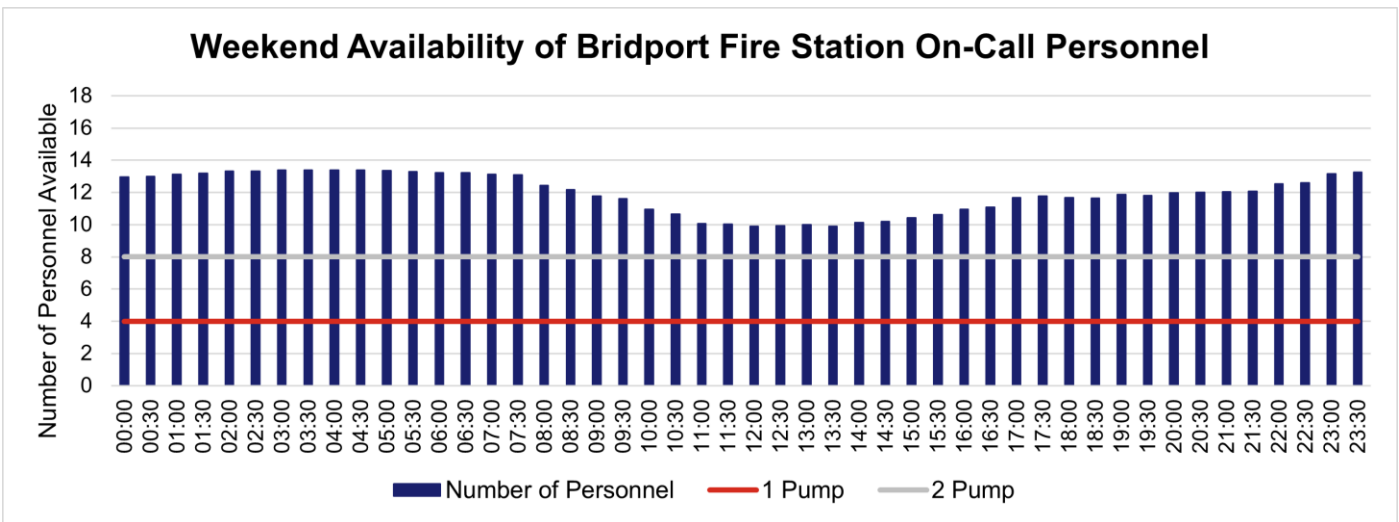


Figure 17: Average Saturday and Sunday availability of Bridport Fire Station on-call personnel for the period 1 April 2024 to 31 March 2025

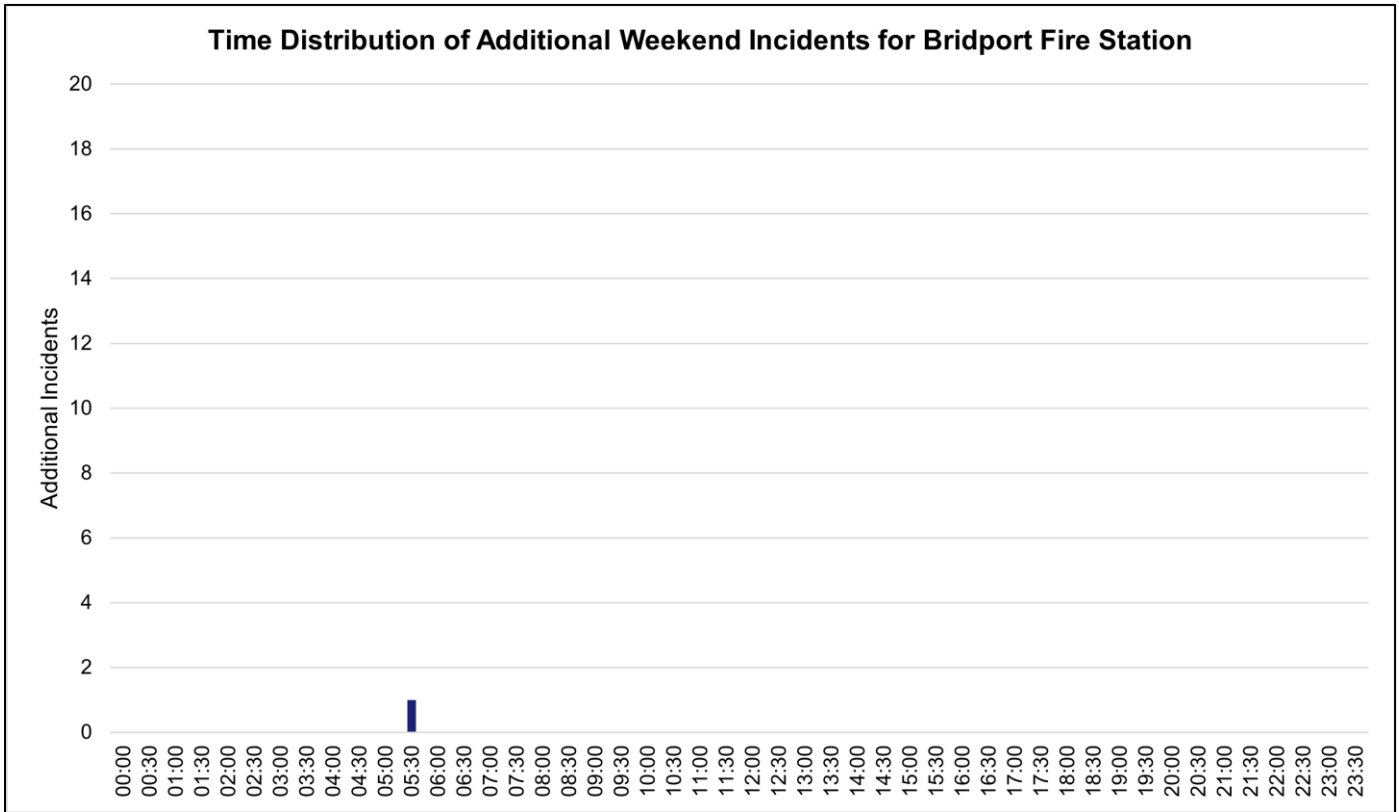


Figure 18: Distribution by time of day of additional weekend incidents during the period 1 April 2019 to 31 March 2024, where Bridport Fire Station would provide the first attending pumping appliance, based on removal of Maiden Newton Fire Station’s pumping appliance

On-Call Establishment

Bridport Fire Station had a total of 21 individuals on the on-call duty system for all or part of the period 1 April 2024 to 30 March 2025; collectively these individuals were contracted to provide a total of 112,576.50 hours across the period, averaging 2,164.93 hours per week, 100.23% of the optimum contracted cover required for an on-call fire station with two pumping appliances. During this period, these individuals provided a total of 133,960.75 positive hours, averaging 2,576.17 hours per week, 119.27% of the optimum cover required.

On-Call Establishment for Bridport Fire Station				
	Optimum		Actual	
	Weekly	Annual	Weekly Average	Annual Total
Fire Station Contracted Hours	2,160	112,320	2,164.93 (100.23%)	112,576.50
Fire Station Positive Hours			2,576.17 (119.27%)	133,960.75

Table 27: On-call establishment for Bridport Fire Station, averaged for period 1 April 2024 to 30 March 2025 (52 weeks), compared to optimum establishment for an on-call fire station with two pumping appliances

Figure 19 illustrates how contracted and positive hours provided at Bridport Fire Station has fluctuated during the period 1 April 2024 to 30 March 2025.

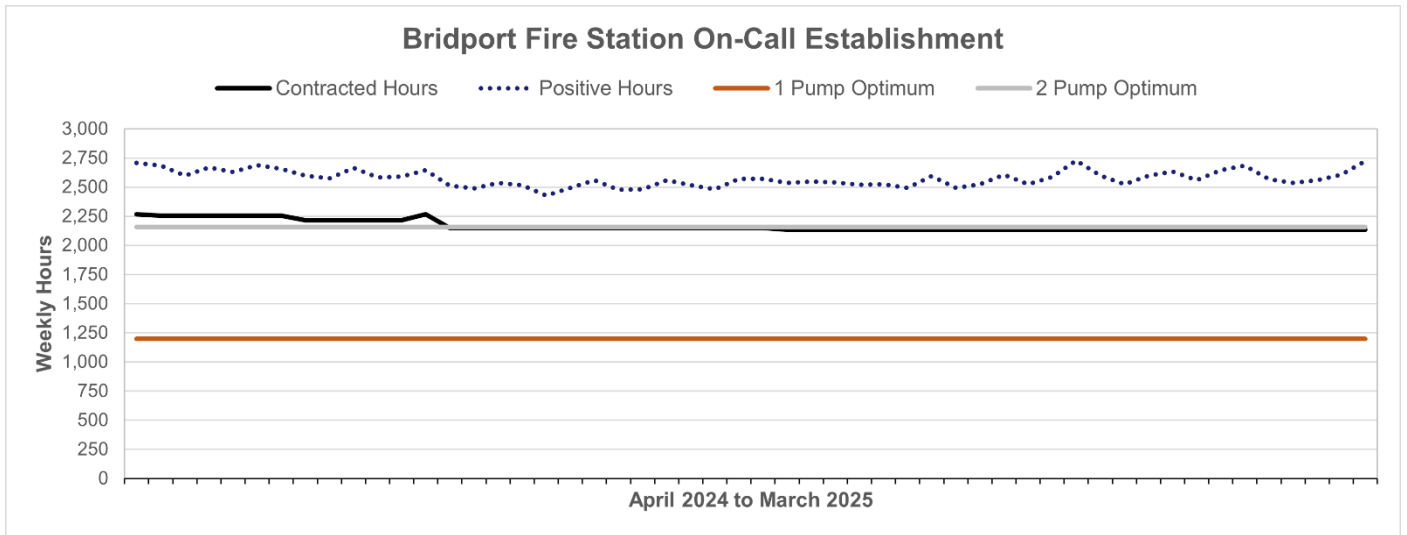


Figure 19: Total weekly contracted and positive hours for Bridport Fire Station on-call establishment during the period 1 April 2024 to 30 March 2025

Beaminster Fire Station

Beaminster Fire Station has one pumping appliance crewed using the on-call duty system.

On-Call Availability and Incident Distribution

During the period 1 April 2024 to 31 March 2025, Beaminster Fire Station’s pumping appliance averaged 83.09% availability (Figure 20), excluding imports.

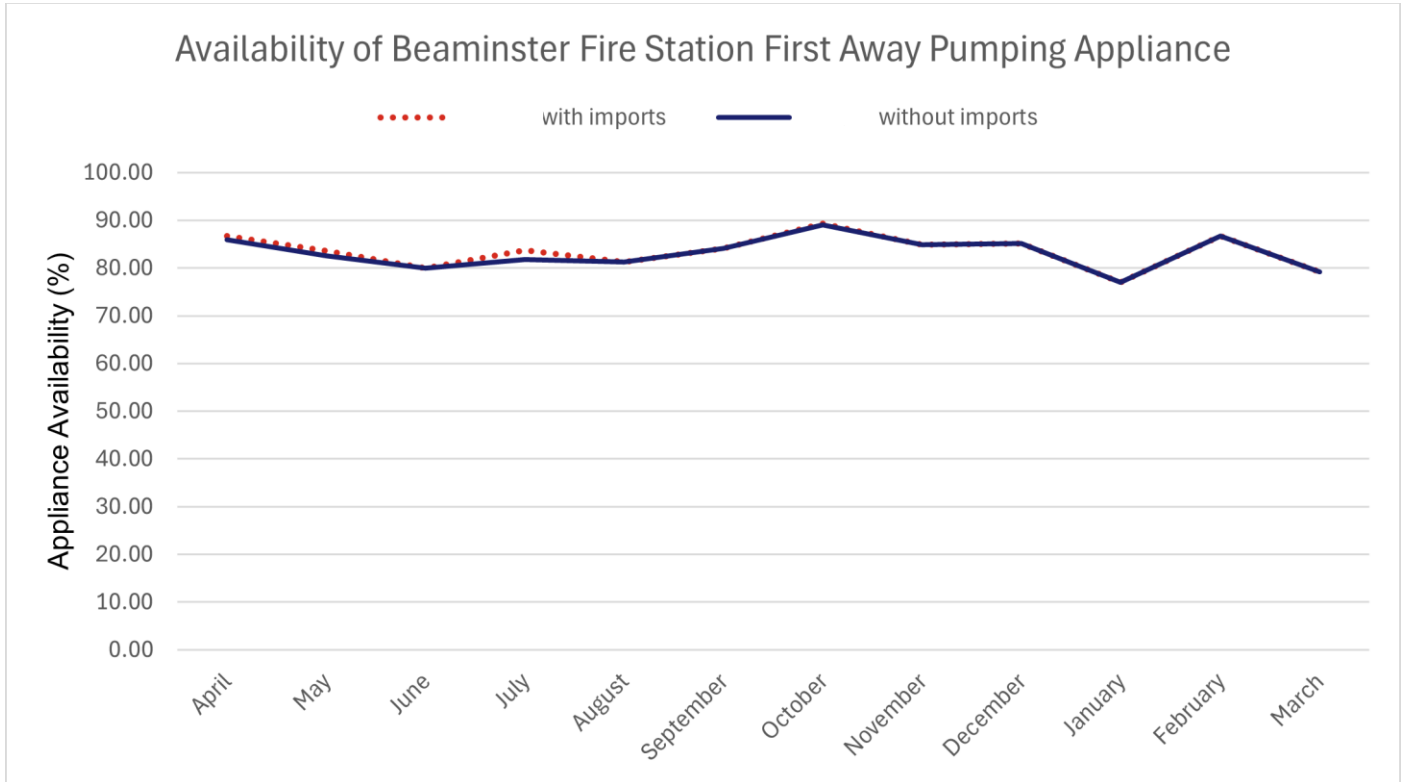


Figure 20: Average availability of Beaminster Fire Station first-away pumping appliance for the period 1 April 2024 to 31 March 2025

Figure 21 and Figure 23 detail the average number of on-call personnel available at Beaminster Fire Station, per half hour time block, during the period 1 April 2024 to 31 March 2025, for weekdays and weekends respectively. This does not account for the required skills to meet the minimum crewing rules and so does not necessarily translate into appliance availability; however, it does provide an indication of potential future appliance availability subject to fulfilling any training requirements where required.

Figure 22 and Figure 24 illustrate the distribution of the additional incidents during the period 1 April 2019 to 31 March 2024 where Beaminster Fire Station would provide the nearest pumping appliance based on the removal of Maiden Newton Fire Station’s pumping appliance, for weekdays and weekends respectively.

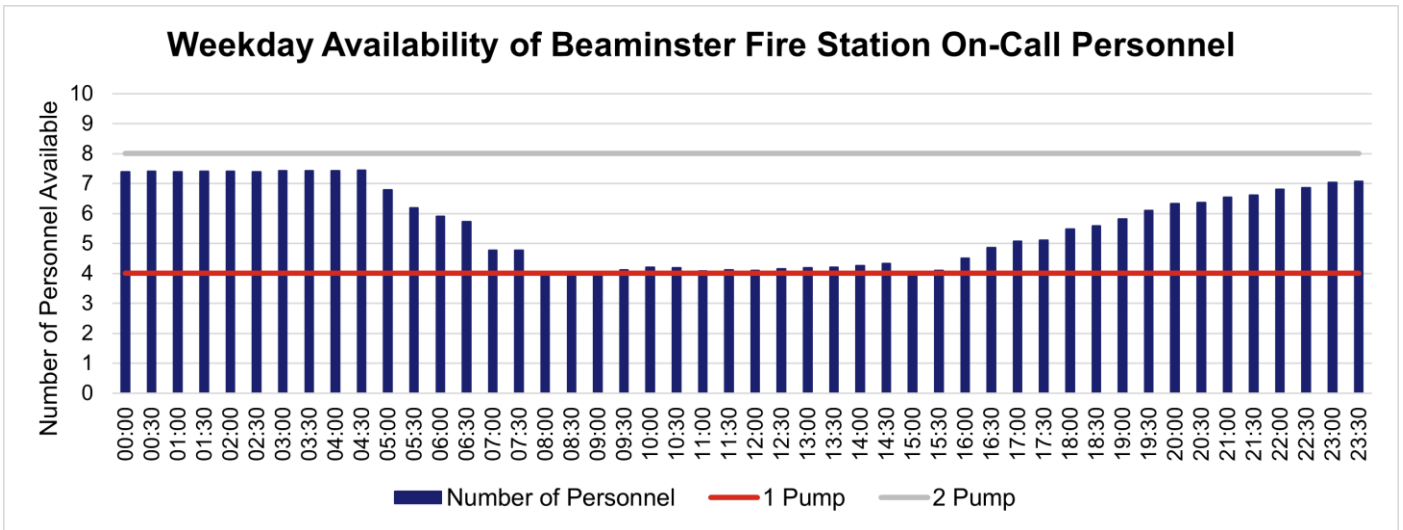


Figure 21: Average Monday to Friday availability of Beaminster Fire Station on-call personnel for the period 1 April 2024 to 31 March 2025

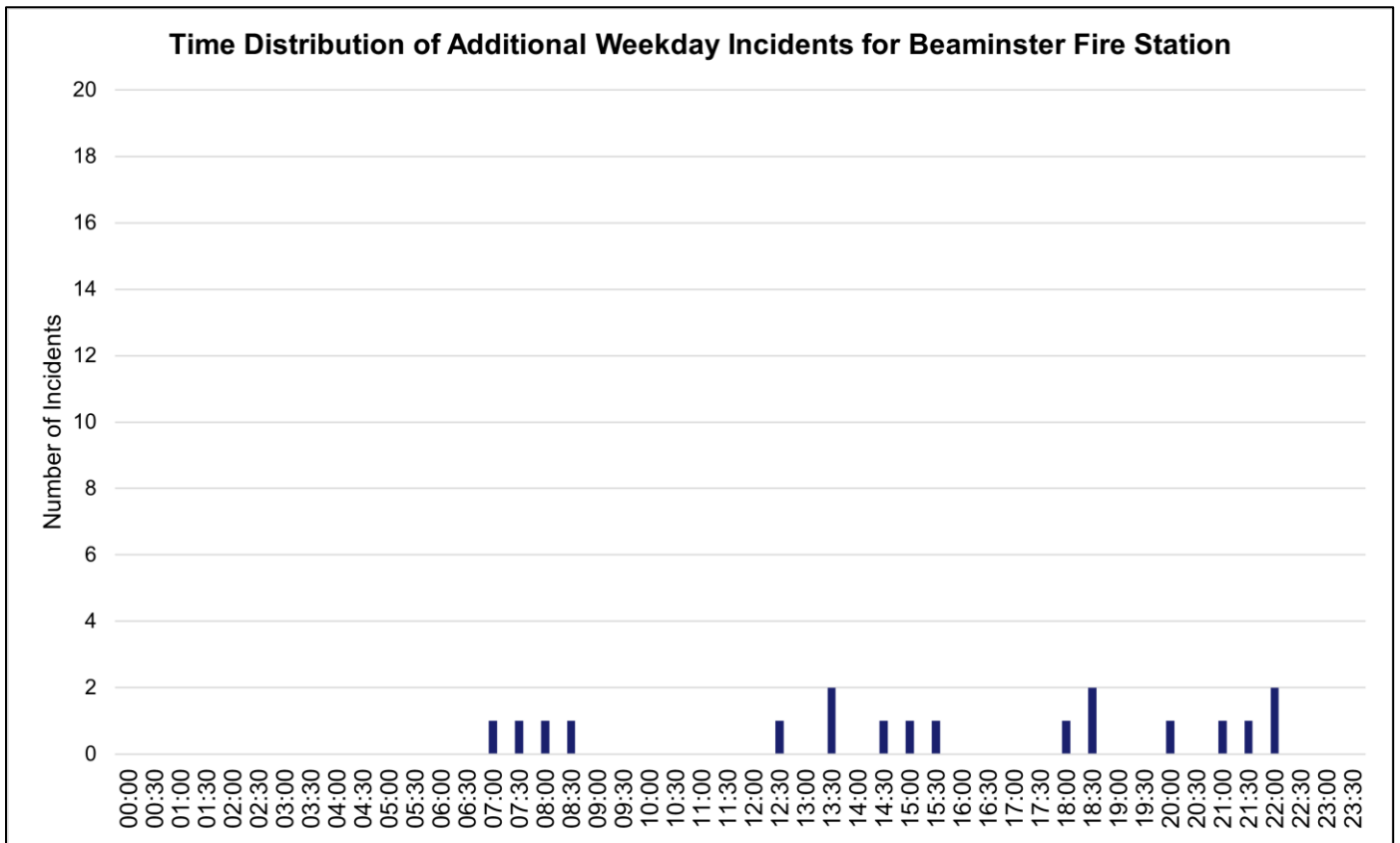


Figure 22: Distribution by time of day of additional weekday incidents during the period 1 April 2019 to 31 March 2024, where Beaminster Fire Station would provide the first attending pumping appliance, based on removal of Maiden Newton Fire Station's pumping appliance

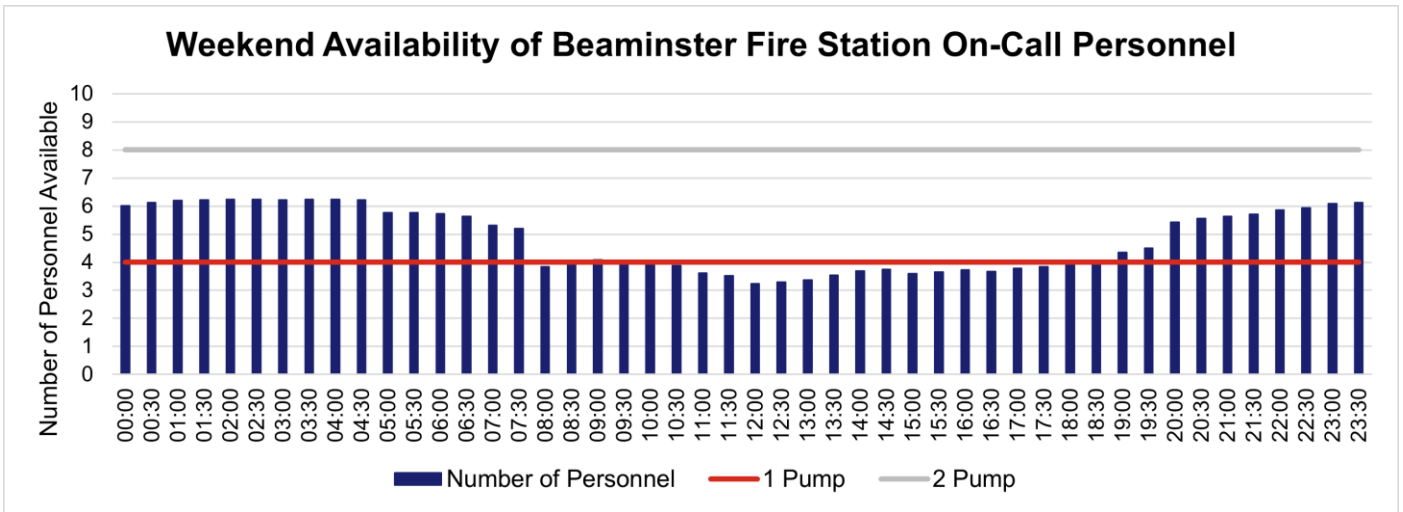


Figure 23: Average Saturday and Sunday availability of Beaminster Fire Station on-call personnel for the period 1 April 2024 to 31 March 2025

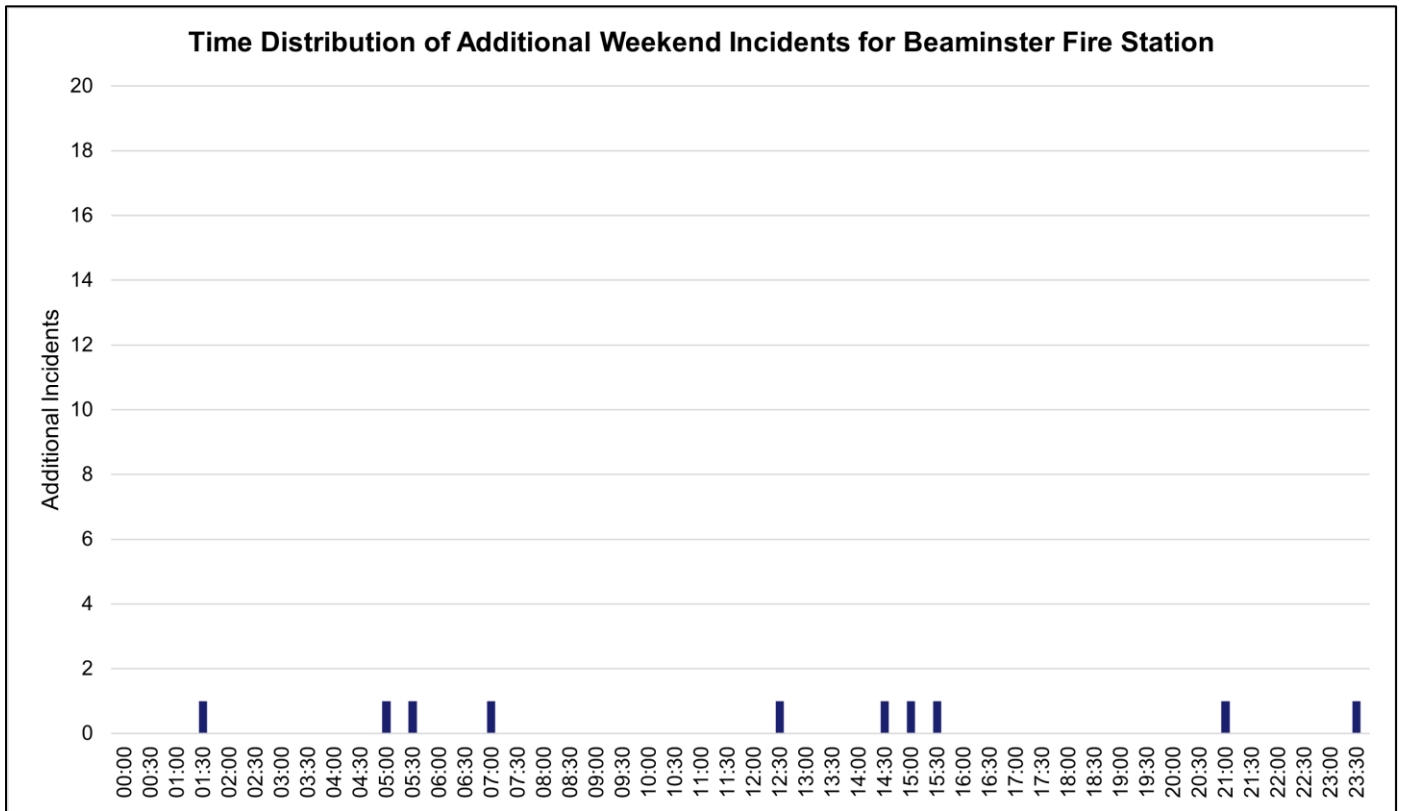


Figure 24: Distribution by time of day of additional weekend incidents during the period 1 April 2019 to 31 March 2024, where Beaminster Fire Station would provide the first attending pumping appliance, based on removal of Maiden Newton Fire Station’s pumping appliance

On-Call Establishment

Beaminster Fire Station had a total of 12 individuals on the on-call duty system for all or part of the period 1 April 2024 to 30 March 2025; collectively these individuals were contracted to provide a total of 55,012.50 hours across the period, averaging 1,057.93 hours per week, 88.16% of the optimum contracted cover required for an on-call fire station with one pumping appliance. During this period, these individuals provided a total of 64,210.50 positive hours, averaging 1,234.82 hours per week, 102.90% of the optimum cover required.

On-Call Establishment for Beaminster Fire Station				
	Optimum		Actual	
	Weekly	Annual	Weekly Average	Annual Total
Fire Station Contracted Hours	1,200	62,400	1,057.93 (88.16%)	55,012.50
Fire Station Positive Hours			1,234.82 (102.90%)	64,210.50

Table 28: On-call establishment for Beaminster Fire Station, averaged for period 1 April 2024 to 30 March 2025 (52 weeks), compared to optimum establishment for an on-call fire station with one pumping appliance

Figure 25 illustrates how contracted and positive hours provided at Beaminster Fire Station has fluctuated during the period 1 April 2024 to 30 March 2025.

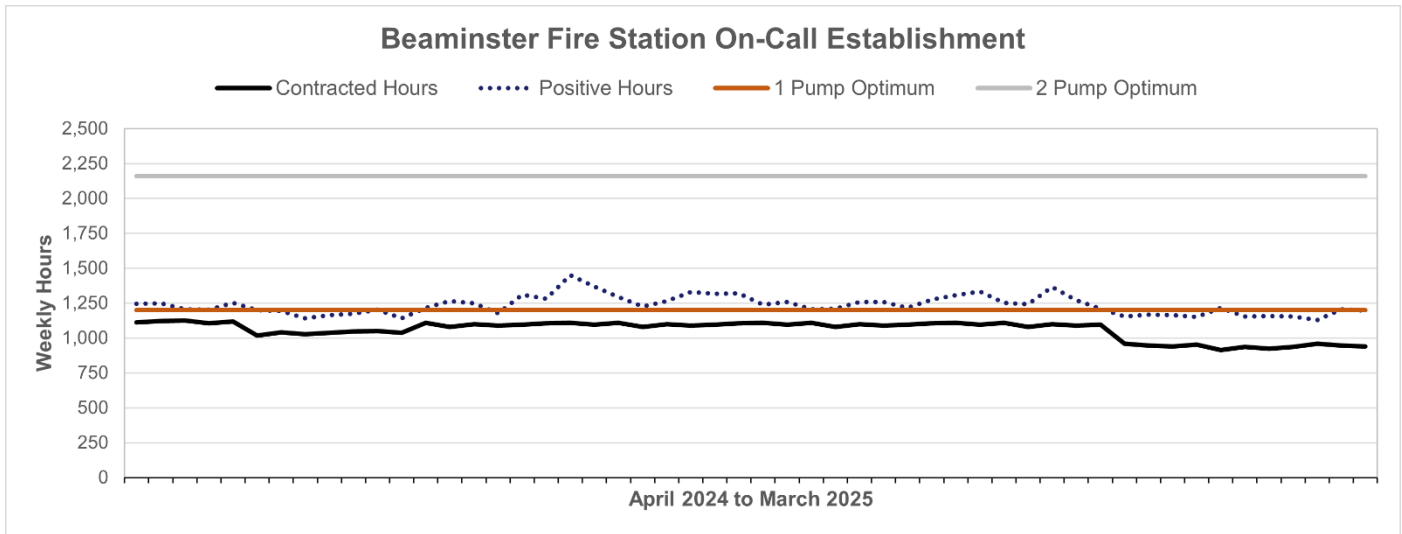


Figure 25: Total weekly contracted and positive hours for Beaminster Fire Station on-call establishment during the period 1 April 2024 to 30 March 2025

Dorchester Fire Station

Dorchester Fire Station has two pumping appliances, the first-away pumping appliance is crewed using the day duty crewing model and the second-away pumping appliance is crewed using the on-call duty system. Note that the day duty crewing model was introduced to Dorchester Fire Station on 01/04/2025 and so for the period data is provided below, both Dorchester Fire Station pumping appliances were crewed using the on-call duty system.

On-Call Availability and Incident Distribution

During the period 1 April 2024 to 31 March 2025, Dorchester Fire Station’s first-away pumping appliance averaged 99.90% availability (Figure 26), and 38.41% availability for the second-away pumping appliance (Figure 27), excluding imports.

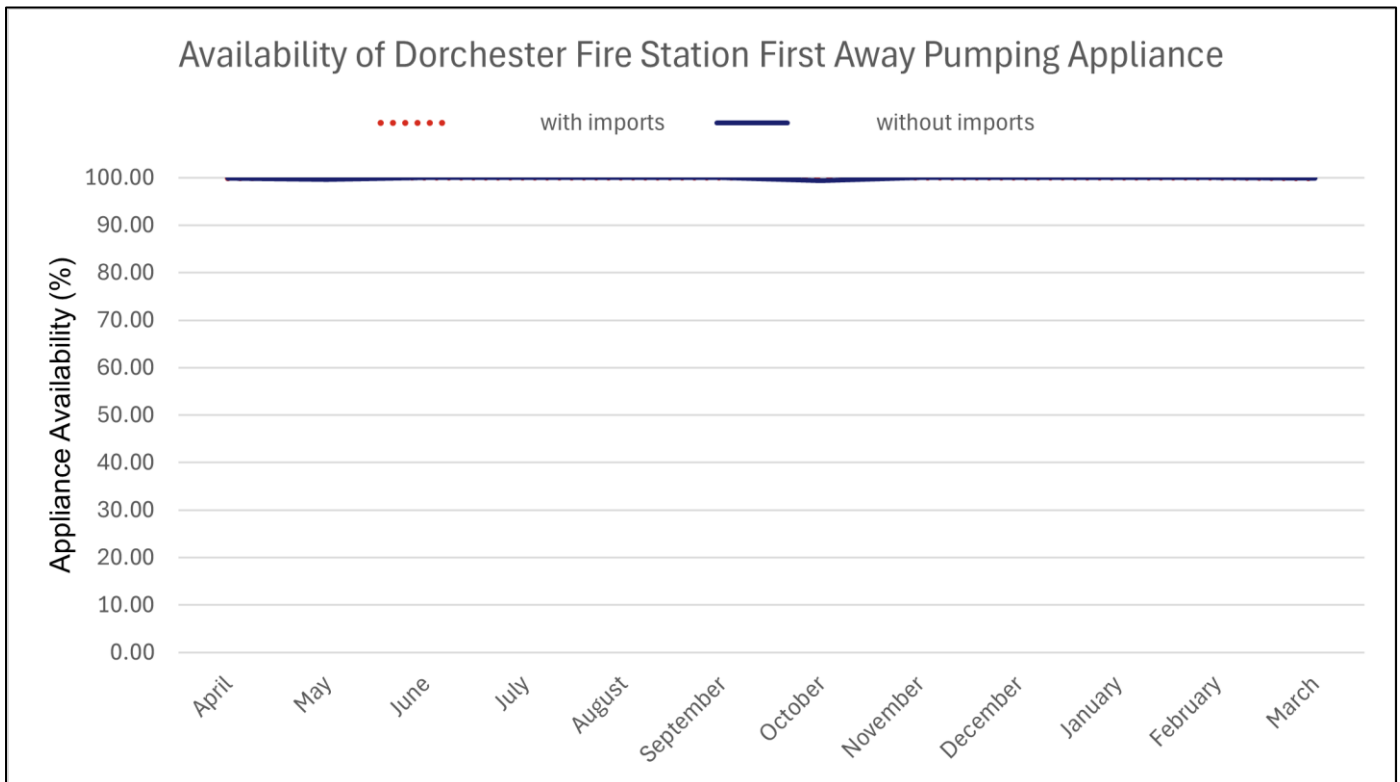


Figure 26: Average availability of Dorchester Fire Station first-away pumping appliance for the period 1 April 2024 to 31 March 2025

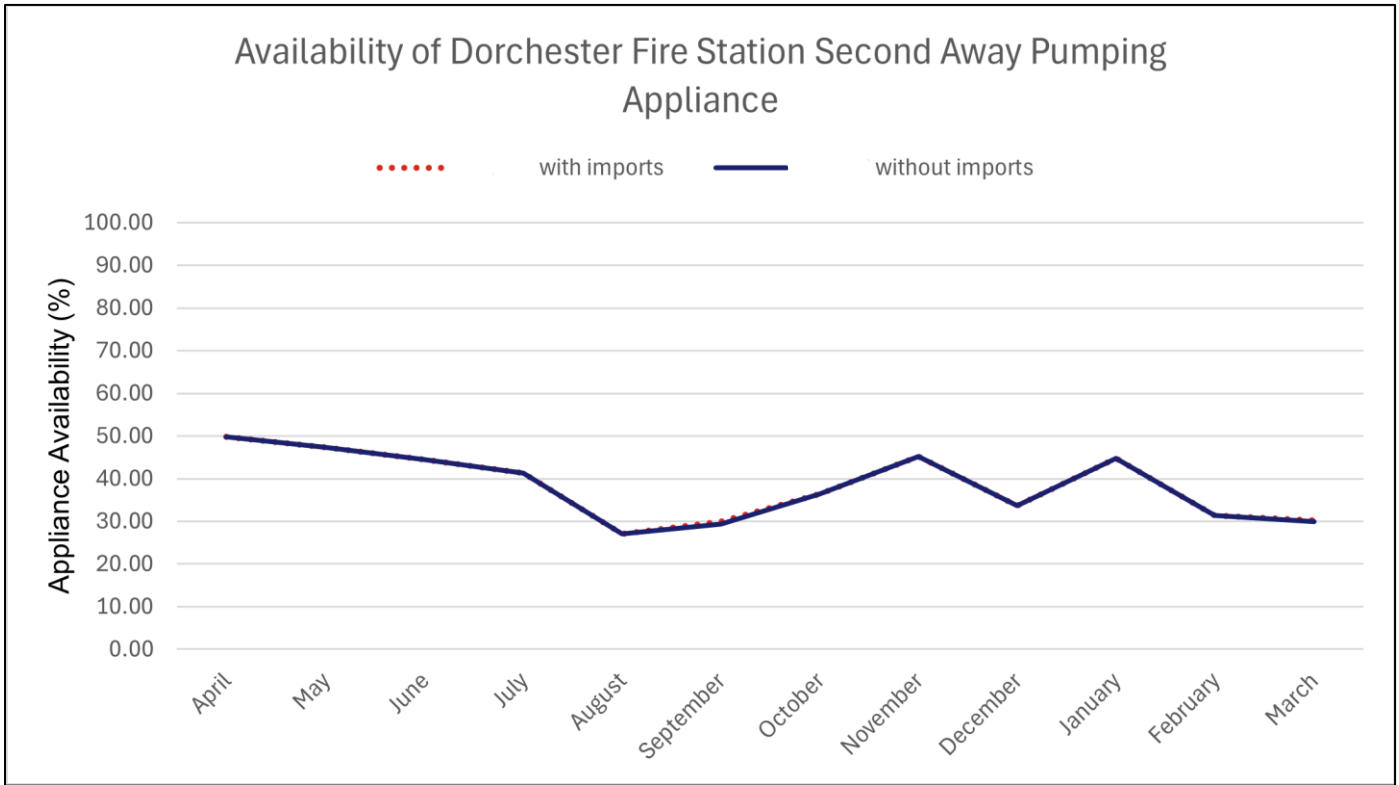


Figure 27: Average availability of Dorchester Fire Station second-away pumping appliance for the period 1 April 2024 to 31 March 2025

Figure 28 and Figure 30 detail the average number of on-call personnel available at Dorchester Fire Station, per half hour time block, during the period 1 April 2024 to 31 March 2025, for weekdays and weekends respectively. This does not account for the required skills to meet the minimum crewing rules and so does not necessarily translate into appliance availability; however, it does provide an indication of potential future appliance availability subject to fulfilling any training requirements where required.

Figure 29 and Figure 31 illustrate the distribution of the additional incidents during the period 1 April 2019 to 31 March 2024 where Dorchester Fire Station would provide the nearest pumping appliance based on the removal of Maiden Newton Fire Station’s pumping appliance, for weekdays and weekends respectively.

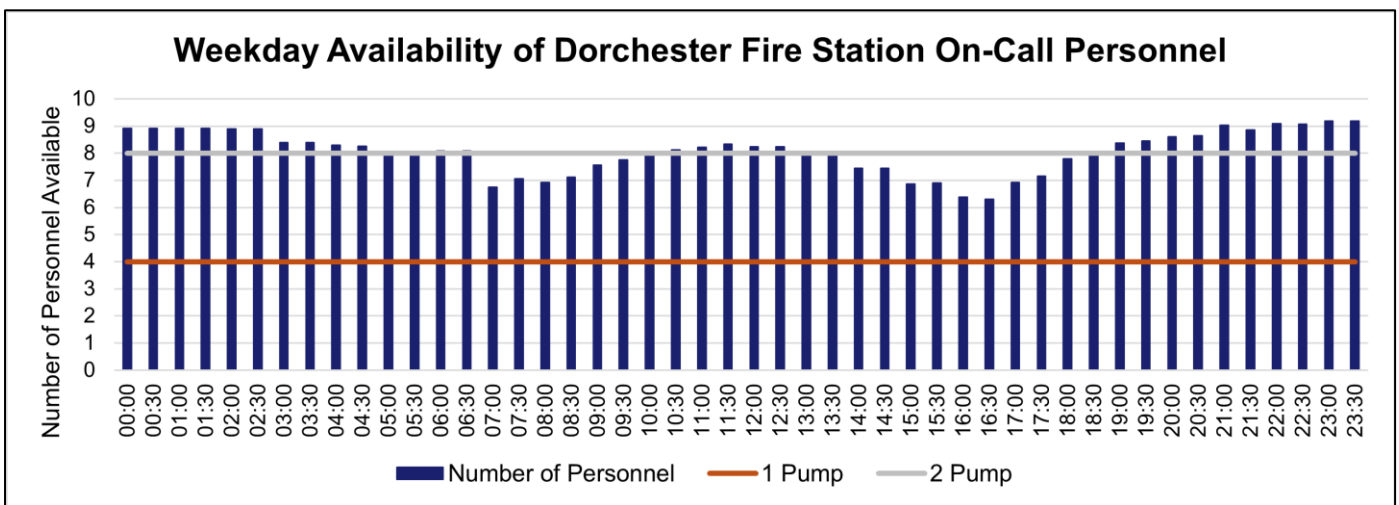


Figure 28: Average Monday to Friday availability of Dorchester Fire Station on-call personnel for the period 1 April 2024 to 31 March 2025

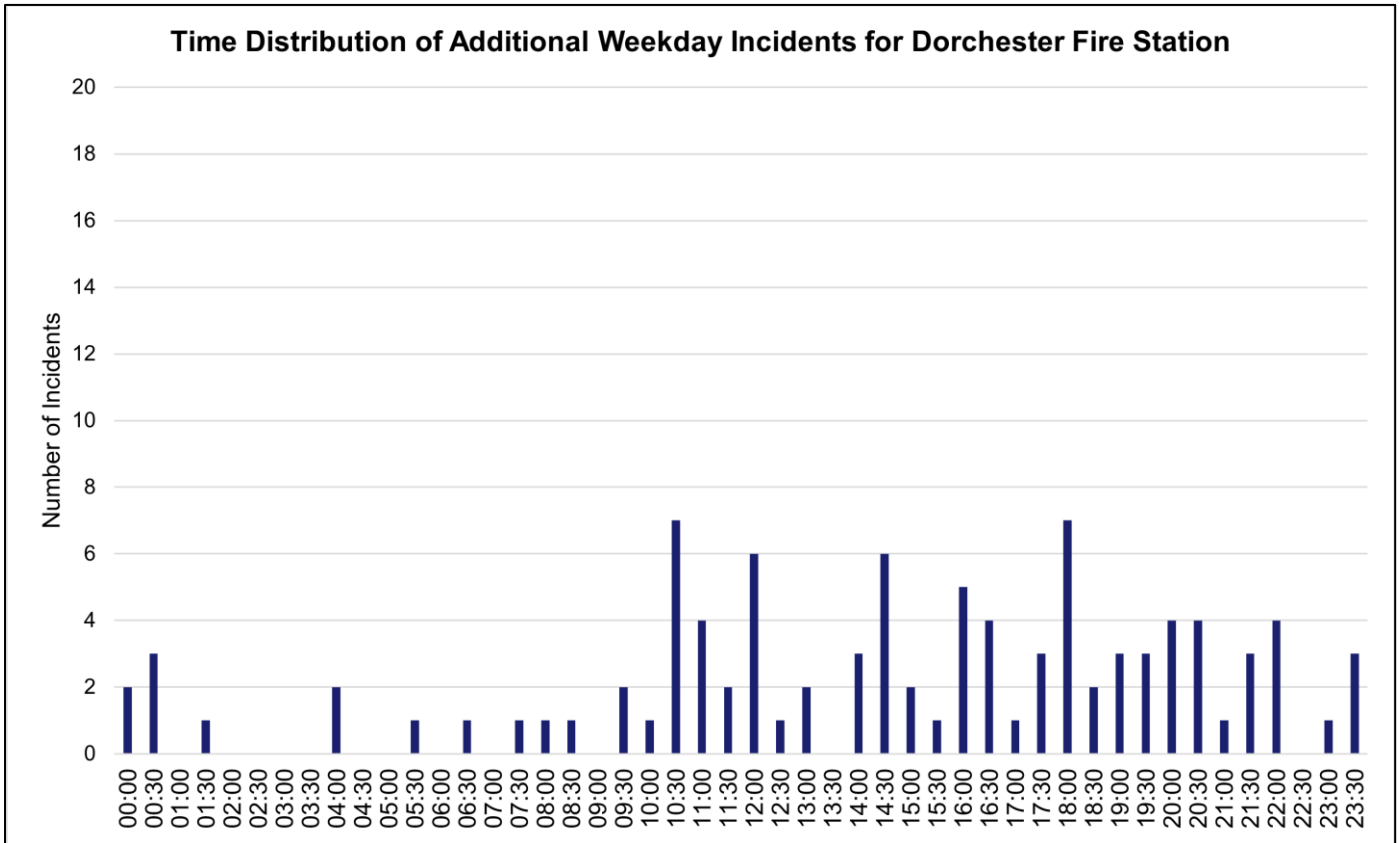


Figure 29: Distribution by time of day of additional weekday incidents during the period 1 April 2019 to 31 March 2024, where Dorchester Fire Station would provide the first attending pumping appliance, based on removal of Maiden Newton Fire Station's pumping appliance

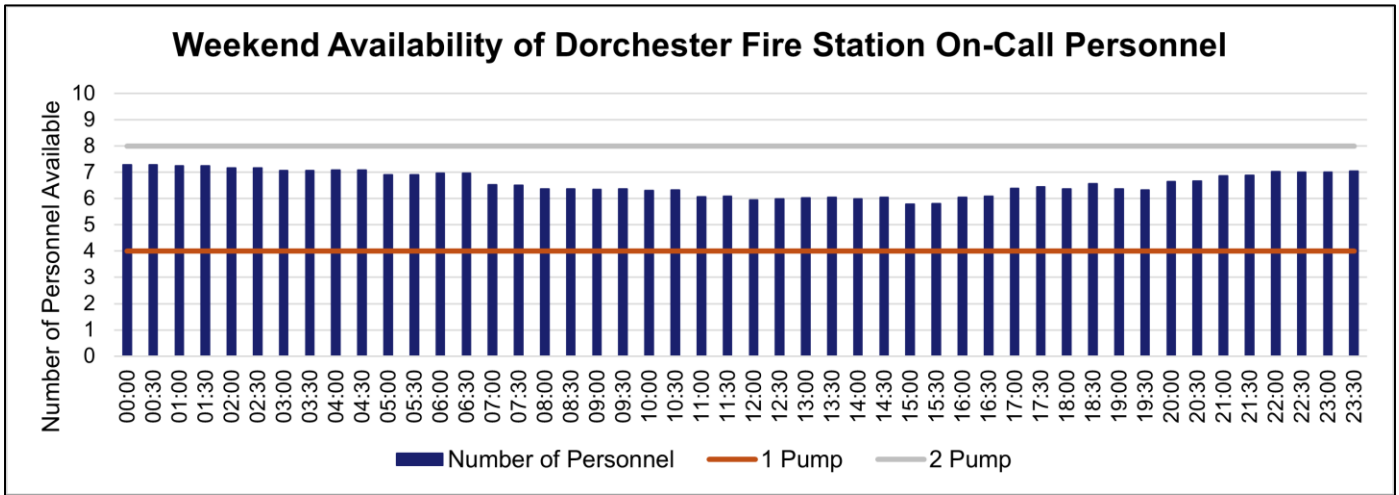


Figure 30: Average Saturday and Sunday availability of Dorchester Fire Station on-call personnel for the period 1 April 2024 to 31 March 2025

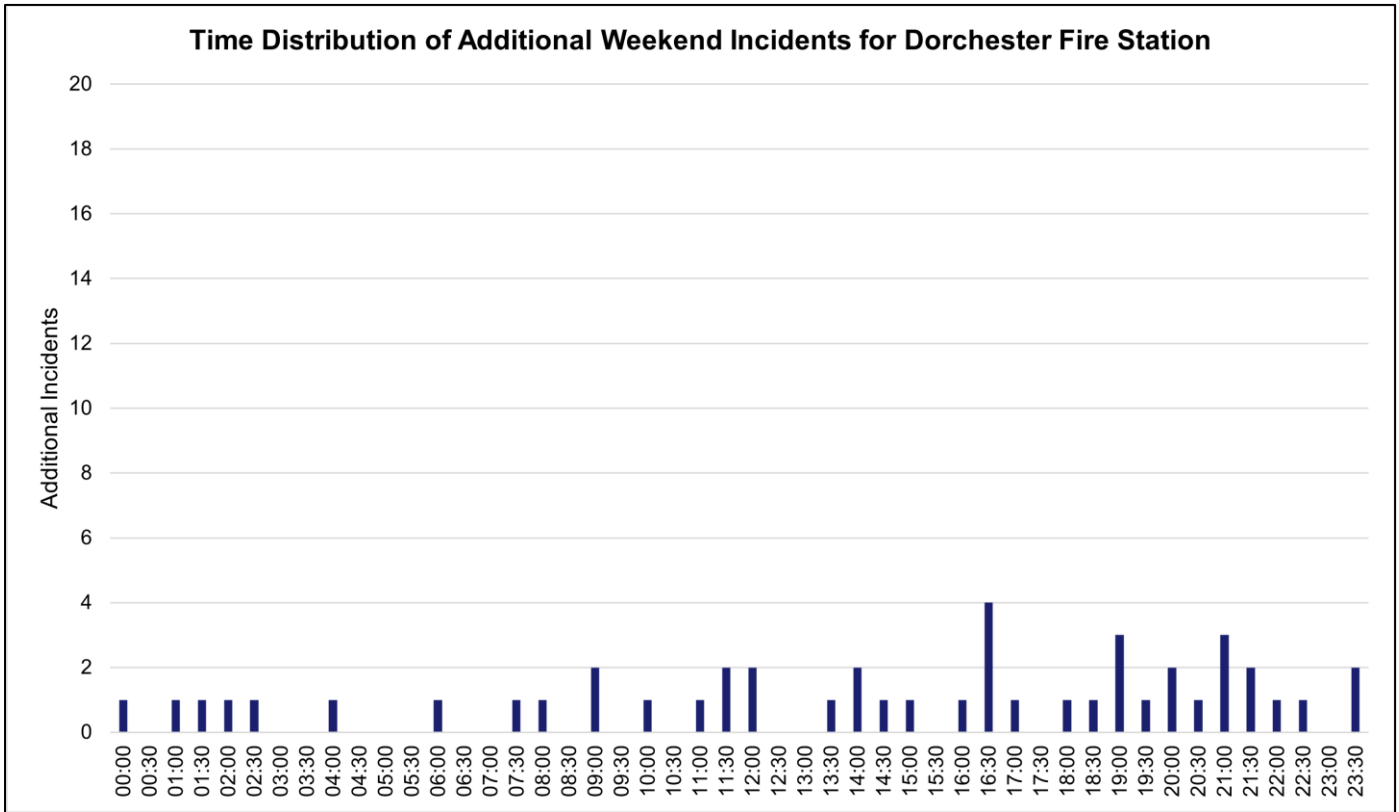


Figure 31: Distribution by time of day of additional weekend incidents during the period 1 April 2019 to 31 March 2024, where Dorchester Fire Station would provide the first attending pumping appliance, based on removal of Maiden Newton Fire Station’s pumping appliance

On-Call Establishment

Dorchester Fire Station had a total of 22 individuals on the on-call duty system for all or part of the period 1 April 2024 to 30 March 2025; collectively these individuals were contracted to provide a total of 60,577.00 hours across the period, averaging 1,164.94 hours per week, 69.34% of the optimum contracted cover required for a fire station with one pumping appliance crewed using the day duty crewing model, and one pumping appliance crewed using the on-call duty system. During this period, these individuals provided a total of 71,042.25 positive hours, averaging 1,366.20 hours per week, 81.32% of the optimum cover required.

On-Call Establishment for Dorchester Fire Station				
	Optimum		Actual	
	Weekly	Annual	Weekly Average	Annual Total
Fire Station Contracted Hours	2,160	112,320	1,164.94 (69.34%)	60,577.00
Fire Station Positive Hours			1,366.20 (81.32%)	71,042.25

Table 29: On-call establishment for Dorchester Fire Station, averaged for period 1 April 2024 to 30 March 2025 (52 weeks), compared to optimum establishment for an on-call fire station with two pumping appliances

Figure 32 illustrates how contracted and positive hours provided at Dorchester Fire Station has fluctuated during the period 1 April 2024 to 30 March 2025.

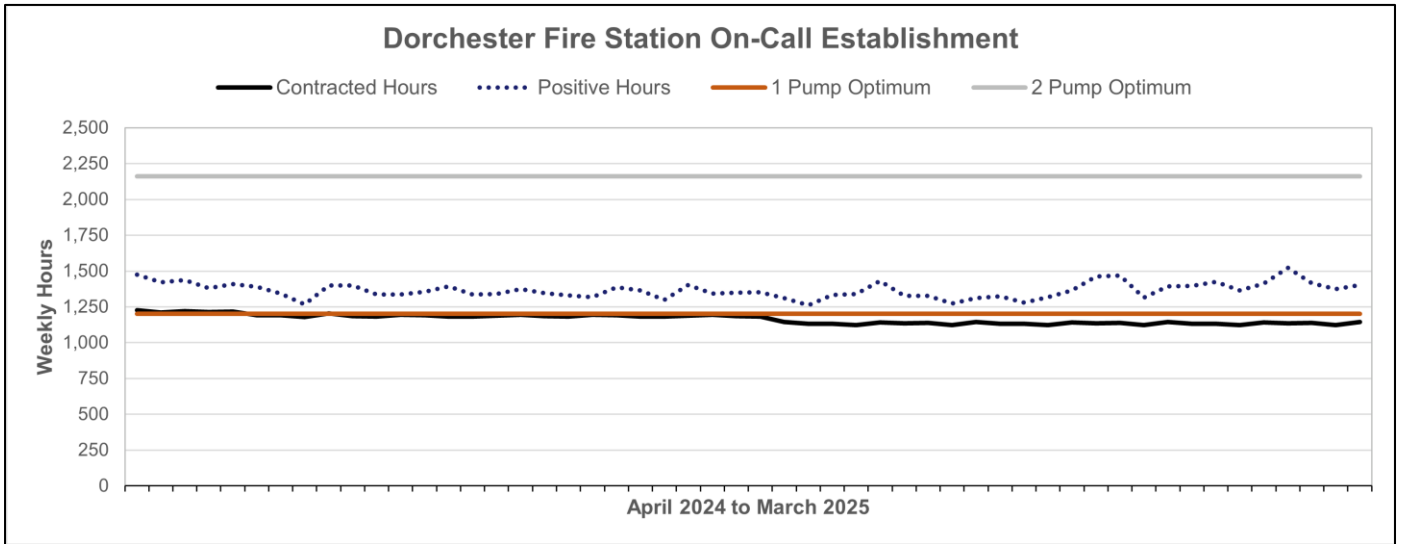


Figure 32: Total weekly contracted and positive hours for Dorchester Fire Station on-call establishment during the period 1 April 2024 to 30 March 2025

Sherborne Fire Station

Sherborne Fire Station has two pumping appliances, both crewed using the on-call duty system.

On-Call Availability and Incident Distribution

During the period 1 April 2024 to 31 March 2025, Sherborne Fire Station’s first-away pumping appliance averaged 99.31% availability (Figure 33), and 43.91% availability for the second-away pumping appliance (Figure 34), excluding imports.

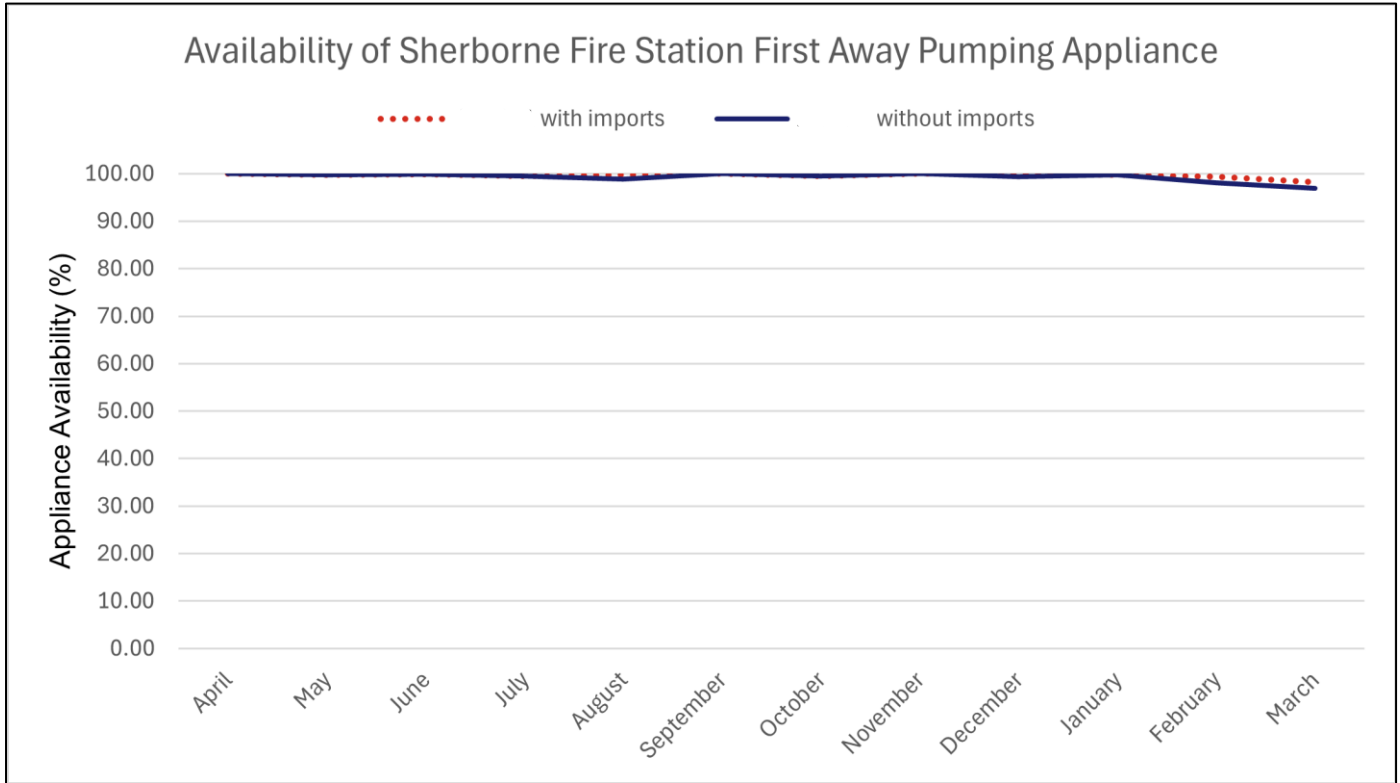


Figure 33: Average availability of Sherborne Fire Station first-away pumping appliance for the period 1 April 2024 to 31 March 2025

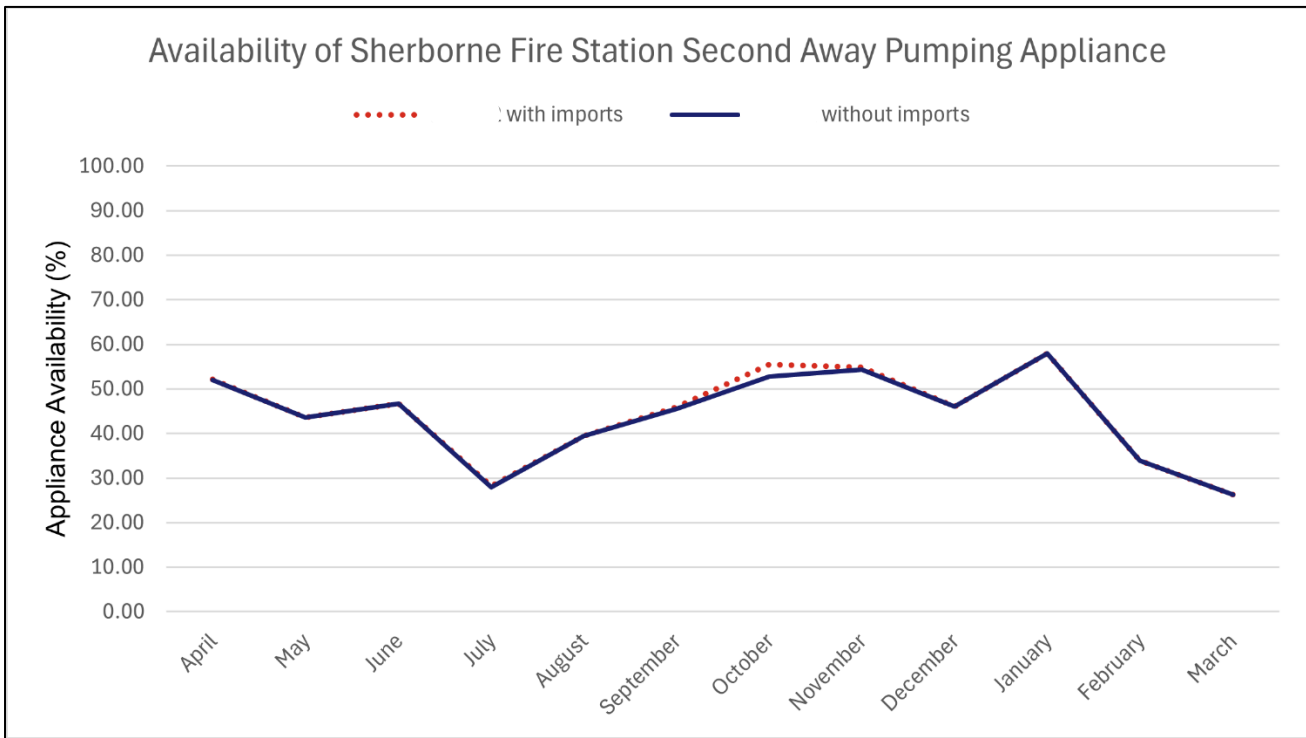


Figure 34: Average availability of Sherborne Fire Station second-away pumping appliance for the period 1 April 2024 to 31 March 2025

Figure 35 and Figure 37 detail the average number of on-call personnel available at Sherborne Fire Station, per half hour time block, during the period 1 April 2024 to 31 March 2025, for weekdays and weekends respectively. This does not account for the required skills to meet the minimum crewing rules and so does not necessarily translate into appliance availability; however, it does provide an indication of potential future appliance availability subject to fulfilling any training requirements where required.

Figure 36 and Figure 38 illustrate the distribution of the additional incidents during the period 1 April 2019 to 31 March 2024 where Sherborne Fire Station would provide the nearest pumping appliance based on the removal of Maiden Newton Fire Station’s pumping appliance, for weekdays and weekends respectively.

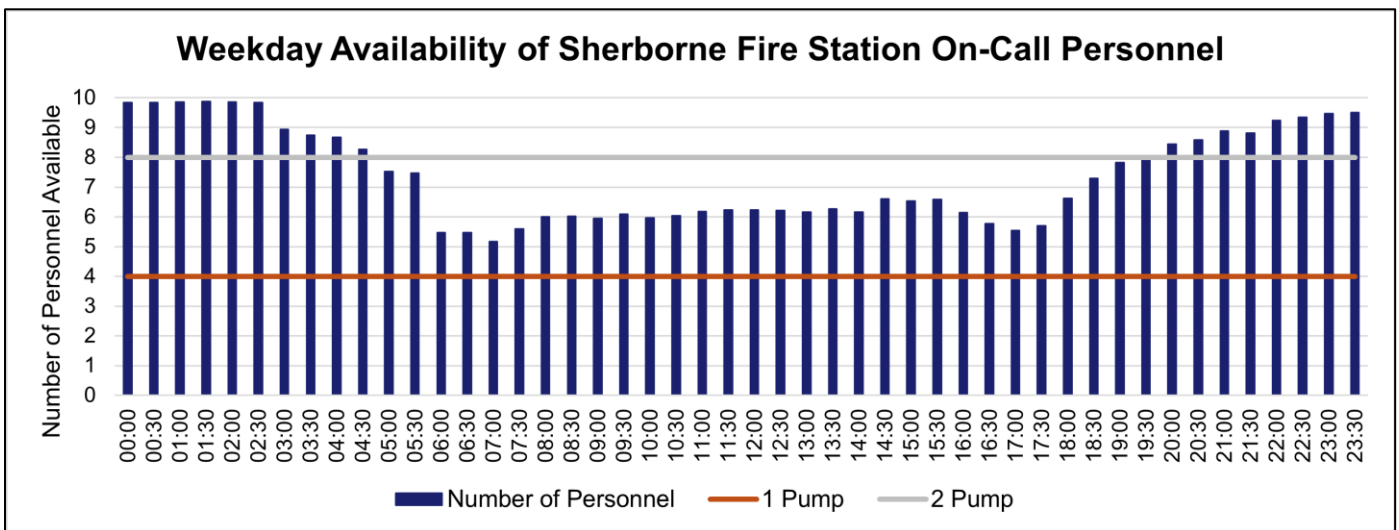


Figure 35: Average Monday to Friday availability of Sherborne Fire Station on-call personnel for the period 1 April 2024 to 31 March 2025

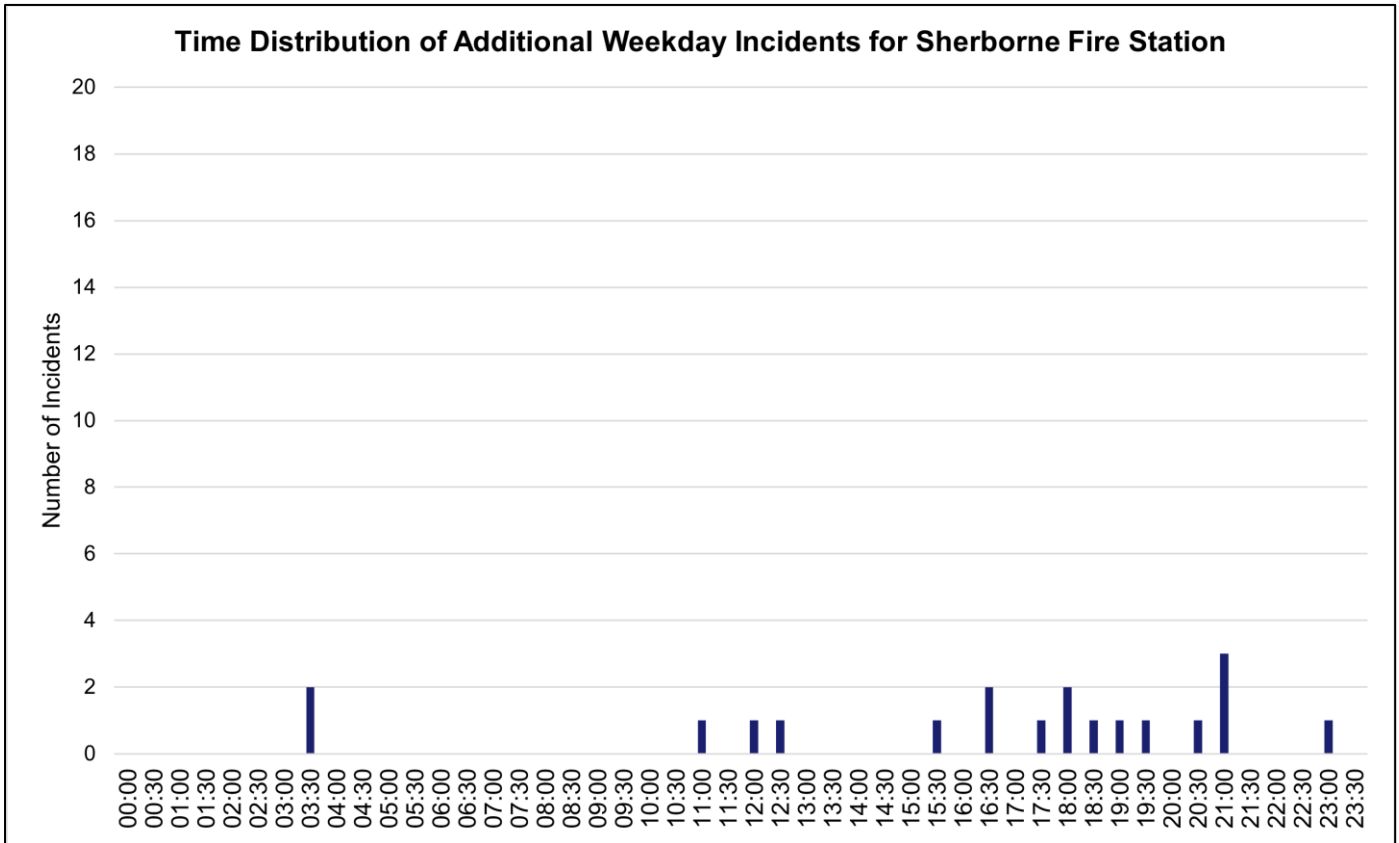


Figure 36: Distribution by time of day of additional weekday incidents during the period 1 April 2019 to 31 March 2024, where Sherborne Fire Station would provide the first attending pumping appliance, based on removal of Maiden Newton Fire Station's pumping appliance

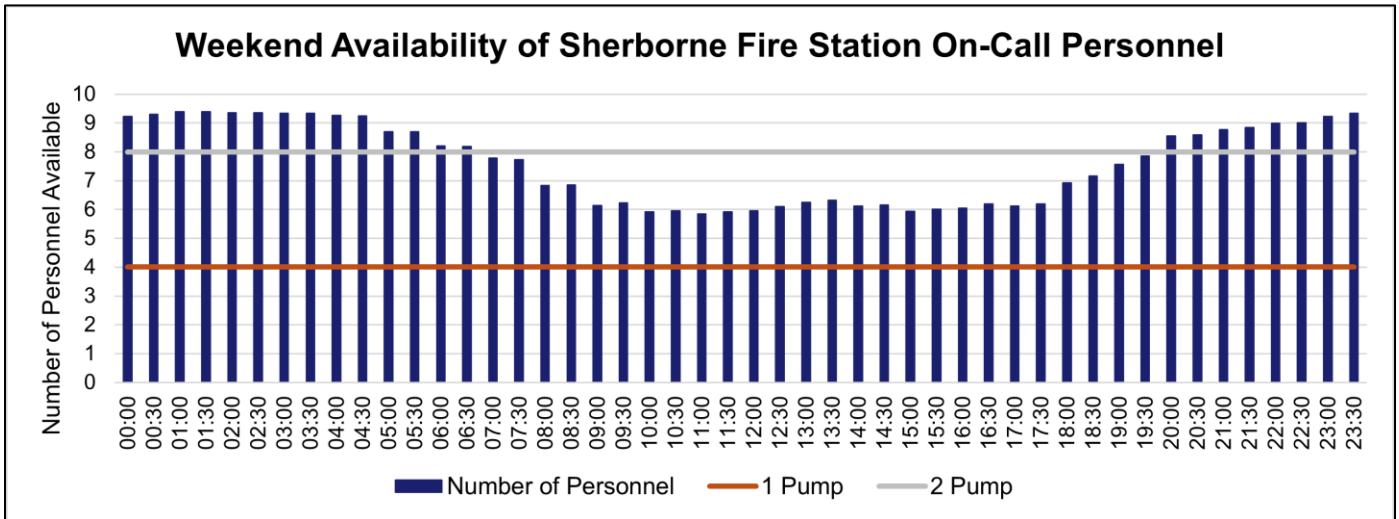


Figure 37: Average Saturday and Sunday availability of Sherborne Fire Station on-call personnel for the period 1 April 2024 to 31 March 2025

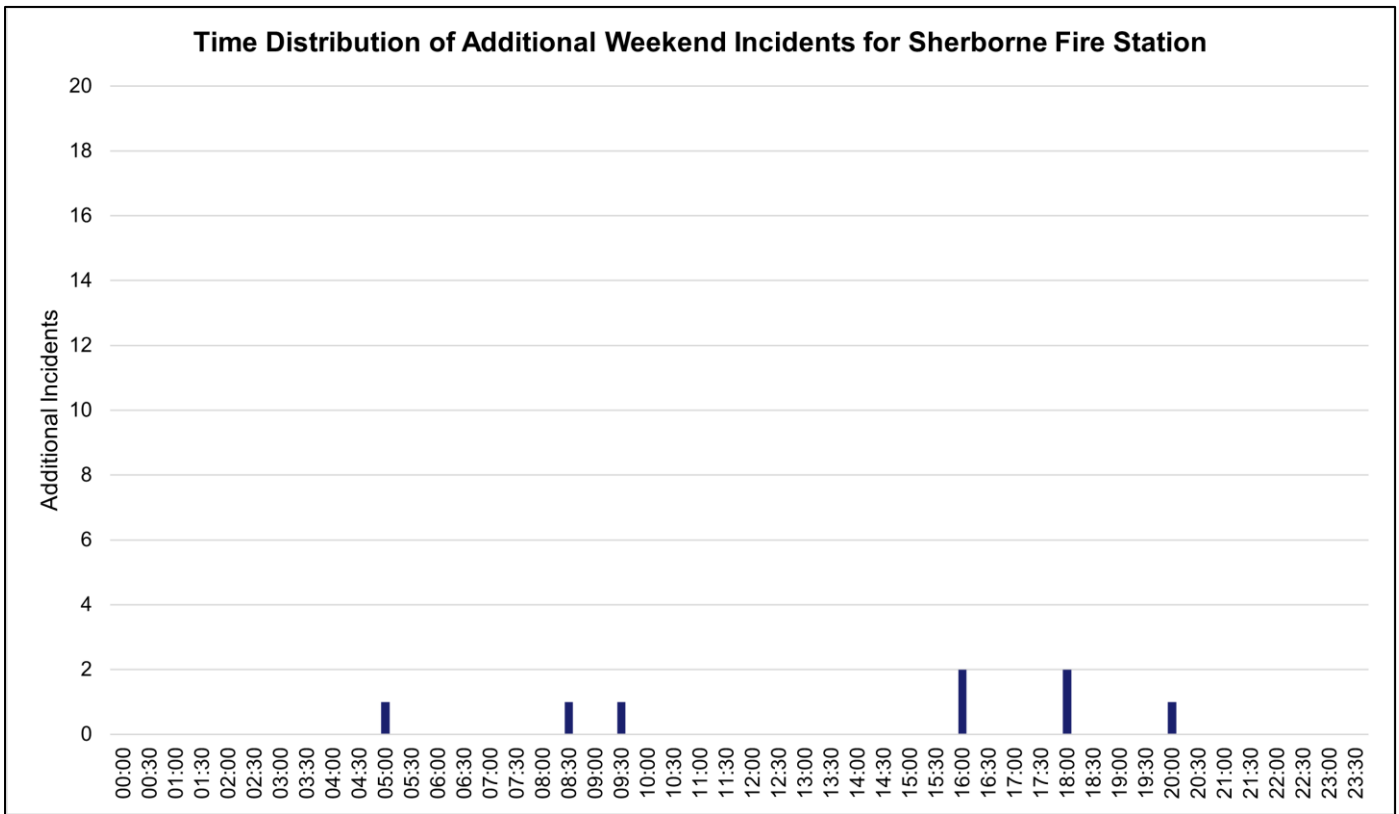


Figure 38: Distribution by time of day of additional weekend incidents during the period 1 April 2019 to 31 March 2024, where Sherborne Fire Station would provide the first attending pumping appliance, based on removal of Maiden Newton Fire Station’s pumping appliance

On-Call Establishment

Sherborne Fire Station had a total of 17 individuals on the on-call duty system for all or part of the period 1 April 2024 to 30 March 2025; collectively these individuals were contracted to provide a total of 67,195.00 hours across the period, averaging 1,292.21 hours per week, 59.82% of the optimum contracted cover required for an on-call fire station with two pumping appliances. During this period, these individuals provided a total of 85,553.25 positive hours, averaging 1,606.79 hours per week, 74.39% of the optimum cover required.

On-Call Establishment for Sherborne Fire Station				
	Optimum		Actual	
	Weekly	Annual	Weekly Average	Annual Total
Fire Station Contracted Hours	2,160	112,320	1,292.21 (59.82%)	67,195.00
Fire Station Positive Hours			1,606.79 (74.39%)	85,553.25

Table 30: On-call establishment for Sherborne Fire Station, averaged for period 1 April 2024 to 30 March 2025 (52 weeks), compared to optimum establishment for an on-call fire station with two pumping appliances

Figure 39 illustrates how contracted and positive hours provided at Sherborne Fire Station has fluctuated during the period 1 April 2024 to 30 March 2025.

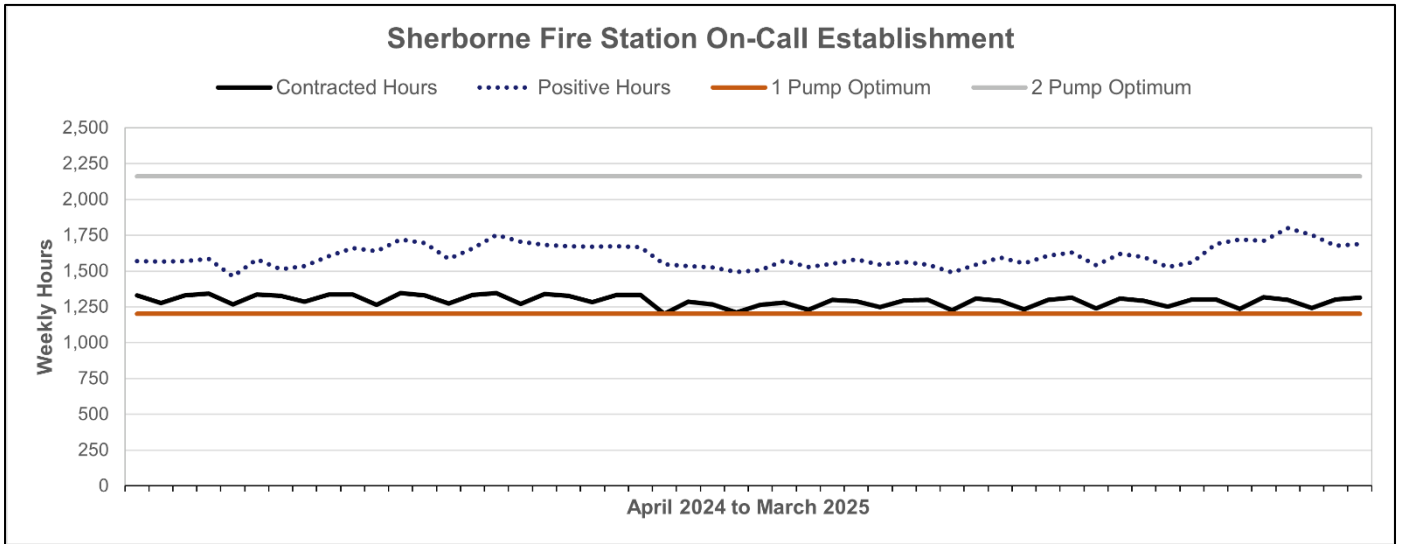


Figure 39: Total weekly contracted and positive hours for Sherborne Fire Station on-call establishment during the period 1 April 2024 to 30 March 2025

Current and Emerging Operational Risk

This section summarises the current and future operational risks identified within the Maiden Newton Fire Station administration area, including cross-border mobilising.

Operational Risk Information

There are currently no Site-Specific Risk Information (SSRI) documents for premises within the Maiden Newton Fire Station administration area

Future Development

This section summarises confirmed or potential future development within the Maiden Newton Fire Station response area, based on the latest available planning documents.

Local Authority Housing Strategy

Maiden Newton is located within the Dorset Council area and is covered by the West Dorset, Weymouth & Portland Local Plan (2015), which remains in effect until the forthcoming Dorset Council Local Plan is adopted. Maiden Newton is identified as being within a defined development boundary, which means that development will generally be accepted and so it is considered a sustainable location for some growth to meet local needs. The updated Dorset Local Plan, currently under consultation, identifies a single greenfield site on the boundary of Maiden Newton, with proposed suitability for a 46 home residential development.

The Dorset Council Annual Position Statement (2024) sets out overall housing delivery across the council area but does not disaggregate figures specifically for Maiden Newton. This means there are no published targets or statistics solely for this locality. The Local Plan does not allocate any major strategic housing sites within Maiden Newton, meaning most development in recent years has come from small infill plots and windfall (i.e. unallocated sites that unexpectedly come forward for housing).

A key example of recent local housing delivery is Webbers Piece - a development by Magna Housing providing 14 affordable homes (nine for rent and five for shared ownership). This scheme, while not an allocated site in the Local Plan, represents a tangible contribution to meeting local housing need and reflects the small-scale, incremental nature of development in Maiden Newton.

Given the absence of large-scale allocations and the reliance on small-site and windfall delivery, future housing growth in Maiden Newton is expected to remain modest, and the impact on operational demand for the fire station is likely to be minimal.

Local Infrastructure

For the purposes of this assessment, local infrastructure has been categorised as either critical or non-critical. Critical infrastructure refers to facilities and assets essential to the continued safety, health, and functioning of the community, including healthcare provision, schools, utilities, and major transport links. Non-critical infrastructure includes community or commercial developments that may influence local activity or accessibility but are not central to emergency resilience, such as retail premises, leisure facilities, or minor roads.

No new critical infrastructure schemes specifically for Maiden Newton have been identified. There are no confirmed projects for new healthcare, educational, or utilities infrastructure in the Maiden Newton locality.

Identified non-critical infrastructure includes minor public realm and local access enhancements that form part of wider West Dorset rural service improvements. These measures will improve local amenity but are not expected to affect fire and rescue operational demand.

As no significant confirmed or potential critical infrastructure changes have been identified within the Maiden Newton Fire Station area, no increased operational risk is anticipated, and no mitigation measures are currently required.

Cross Border Mobilising

During the five-year period from 1 April 2019 to 31 March 2024, there was one pumping appliance mobilisations from Maiden Newton Fire Station to incidents within a neighbouring fire and rescue service area; this one mobilisation was into the Devon & Somerset Fire and Rescue Service (DSFRS) area.

During the same period, there were 69 mobilisations of neighbouring fire and rescue service pumping appliances to incidents in the Maiden Newton Fire Station administration area; all 69 of these neighbouring fire and rescue service resources were provided by DSFRS.

Special Appliances

In addition to the standard pumping appliance, Maiden Newton Fire Station also has a light off road pumping appliance, also crewed by the on-call team. If the decision is taken to close Maiden Newton Fire Station, consideration will need to be given as to whether this resource will need to be removed or retained and relocated.

Light Off Road Pumping Appliance

A light off-road pumping appliance is a small off-road vehicle with a limited firefighting capability and small tanked water supply. Light off-road pumping appliances are mobilised to fires where an off-road capability is required, such as those involving heathland or agricultural land.

Mobilisations

During the period 1 April 2019 to 31 March 2024, Maiden Newton Fire Station's light off road pumping appliance was mobilised on 34 occasions. 18 of these mobilisations were as part of the initial response plan required by the incident, and 16 were mobilisations subsequent to the requirements of the initial response plan.

Mobilisations of Maiden Newton Fire Station's Light Off Road Pumping Appliance			
Reason for Mobilisation	In Attendance	Stood Down	Total
As part of initial response plan	15	3	18
Post initial response plan (e.g. assistance message, relief)	13	3	16
Total mobilisations	28	6	34

Table 31: Mobilisations of Maiden Newton Fire Station's light off road pumping appliance during the period 1 April 2019 to 31 March 2024, by reason for mobilisation and whether attended incident or stood down prior to arrival

During the period, 1 April 2019 to 31 March, seven of the mobilisations of Maiden Newton Fire Station's light off road pumping appliance were to incidents located within their own administration area, and 27 were to incidents located elsewhere across the DWFRS Service area.

Mobilisations of Maiden Newton Fire Station's Light Off Road Pumping Appliance			
Incident Location	In Attendance	Stood Down	Total
Maiden Newton Fire Station	6	1	7
Bridport Fire Station	2	-	2
Beaminster Fire Station	1	-	1
Weymouth Fire Station	5	2	7
Dorchester Fire Station	3	2	5
Sherborne Fire Station	2	-	2
Wareham Fire Station	1	-	1
Swanage Fire Station	3	1	4
Wimborne Fire Station	1	-	1
Ferndown Fire Station	1	-	1
Redhill Park Fire Station	1	-	1
Verwood Fire Station	2	-	2
Total Mobilisations	28	6	34

Table 32: Mobilisations of Maiden Newton Fire Station's light off road pumping appliance during the period 1 April 2019 to 31 March 2024, by incident location and whether attended incident or stood down prior to arrival

Availability and Trained Personnel

For a light off-road pumping appliance to be considered available, there must be a minimum crew available of at least one firefighter, who must be an appropriately trained off-road driver. As of 1 April 2025, there are three appropriately trained firefighters at Maiden Newton Fire Station that can crew their light off-road pumping appliance.

During the review period, 1 April 2019 to 31 March 2024, Maiden Newton Fire Station's light off road pumping appliance averaged 85.63% availability.

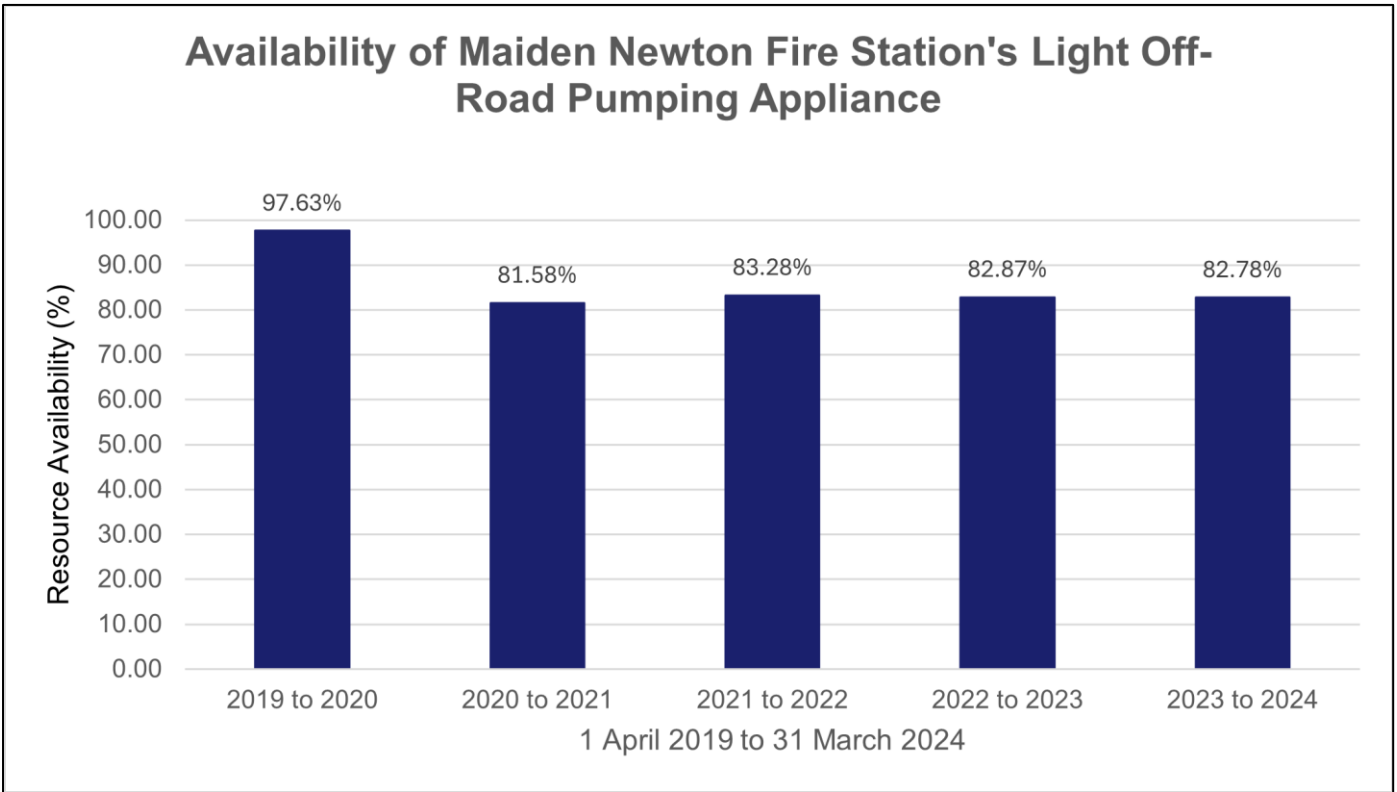


Figure 40: Average availability of Maiden Newton Fire Station light off road pumping appliance for the period 1 April 2019 to 31 March 2024, by year

During the most recent annual period, 1 April 2024 to 31 March 2025, Maiden Newton Fire Station's light off road pumping appliance averaged 81.97% availability.

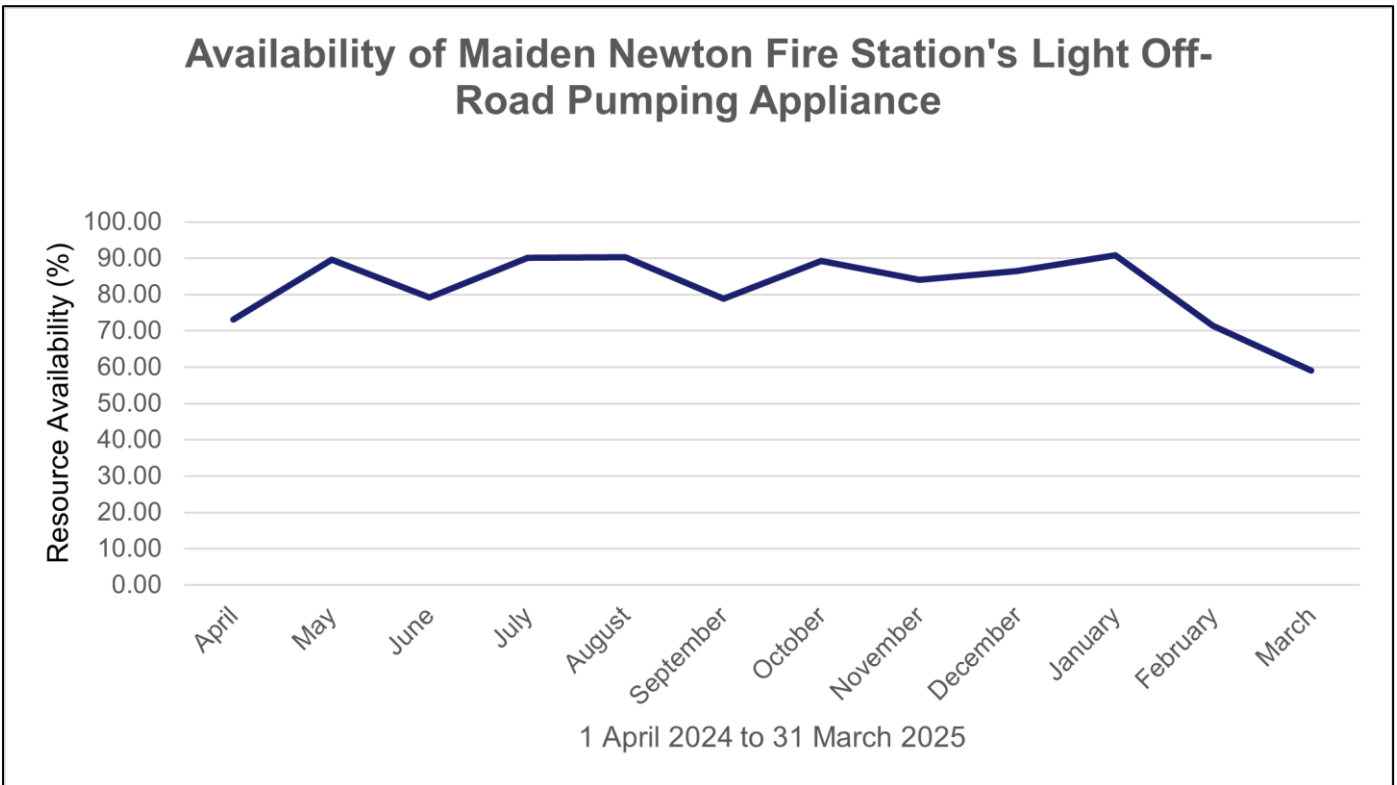


Figure 41: Average availability of Maiden Newton Fire Station light off road pumping appliance for the period 1 April 2024 to 31 March 2025

Area Profile

Station Administration Area	
Size	Population
139.1 square kilometres	4,413

Table 33: Maiden Newton Fire Station administration area size and population (Office of National Statistics 2022)

Protected Characteristics

The Public Sector Equality Duty imposes a statutory requirement on public authorities, in the exercise of their functions, to have due regard to eliminate unlawful discrimination, harassment, victimisation and any other conduct prohibited by the Equality Act 2010. Furthermore, public authorities are required to advance equality of opportunity and foster good relations between people who share and people who do not share a relevant protected characteristic.

The relevant protected characteristics are:

- age,
- disability,
- gender reassignment,
- pregnancy and maternity,
- race,
- religion or belief,
- sex, and
- sexual orientation.

Data for these protected characteristics has been collated from the 2021 Census to provide a profile for the local population within the Maiden Newton Fire Station administration area. This profile has been used to inform the people impact assessment undertaken as part of the consideration for the closure of Maiden Newton Fire Station.

Due to the fluctuating levels of pregnancy and maternity, no meaningful data has been collated for this protected characteristic within this profile. However, the potential impacts of closing Maiden Newton Fire Station have been considered as part of the people impact assessment.

Whilst not a protected characteristic relevant to the Public Sector Equity Duty, marriage and civil partnership is an additional protected characteristic detailed within the Equality Act 2010; this characteristic has therefore been included in the area profile.

Age

The Equality Act 2010 legislates against discrimination on the basis of being, or not being, a certain age or within a certain age group.

The 2021 Census data allocates individuals to an age bracket based on their declared age on 21 March 2021.

Proportion of Population by Age			
Age Bracket	Maiden Newton	Dorset	England
Aged 15 years and under	15.62%	15.19%	18.56%
Aged 16 to 24 years	7.21%	7.98%	10.60%
Aged 25 to 34 years	7.91%	9.25%	13.57%
Aged 35 to 49 years	15.39%	15.49%	19.43%
Aged 50 to 64 years	25.05%	22.52%	19.42%
Aged 65 years and over	28.82%	29.58%	18.41%

Table 34: Proportion of local population by age bracket within Maiden Newton Fire Station administration area, local authority area and England (Office of National Statistics 2021)

Disability

The Equality Act 2010 legislates against discrimination on the basis of having a disability; this is defined as a physical or mental condition which has a substantial and long-term impact on your ability to do normal day to day activities.

The 2021 Census data details whether an individual has declared a disability that meets the definition of the Equality Act 2010.

Proportion of Population by Disability Status			
Disability Status	Maiden Newton	Dorset	England
Disabled under the Equality Act	17.30%	19.78%	17.30%
Not disabled under the Equality Act	82.70%	80.22%	82.70%

Table 35: Proportion of local population by disability status within Maiden Newton Fire Station administration area, local authority area and England (Office of National Statistics 2021)

Gender Reassignment

The Equality Act 2010 legislates against discrimination on the basis of gender reassignment; this includes proposing to undergo, undergoing or having undergone a process to reassign sex.

The 2021 Census data provides estimates that classify residents aged 16 years or over by gender identity. This data is only available at a local authority area level and cannot be further broken down to represent Maiden Newton Fire Station administration area.

Proportion of Population by Gender Identity			
Gender Identity	Maiden Newton	Dorset	England
Same as sex registered at birth	Not Available	94.34%	93.47%
Unspecified, different from sex registered at birth	Not Available	0.09%	0.25%
Trans woman	Not Available	0.07%	0.10%
Trans man	Not Available	0.05%	0.10%
All other gender identities	Not Available	0.06%	0.10%
Not answered	Not Available	5.38%	5.98%

Table 36: Proportion of local population by gender identity within Maiden Newton Fire Station administration area, local authority area and England (Office of National Statistics 2021)

Race

The Equality Act 2010 legislates against discrimination on the basis of race; in the Equality Act, race can mean skin colour, nationality, citizenship, and ethnic or national origin.

The 2021 Census provides two datasets that correlate with the Equality Act's definition of race: Ethnic Group data details the ethnic group the individual feels they belong to, based on their culture, family background, identity or physical appearance; and National Identity data details the individual's self-determined national identity, which could be based on the country or countries where they feel they belong or think of as home.

Proportion of Population by Ethnic Group			
Ethnic Group	Maiden Newton	Dorset	England
Asian			
Bangladeshi	0.00%	0.12%	1.11%
Chinese	0.09%	0.22%	0.76%
Indian	0.09%	0.24%	3.26%
Pakistani	0.02%	0.06%	2.78%
Other Asian	0.07%	0.49%	1.69%
Black			
African	0.14%	0.16%	2.60%
Caribbean	0.02%	0.08%	1.10%
Other Black	0.02%	0.05%	0.52%
Mixed or Multiple Ethnic Groups			
White and Asian	0.41%	0.43%	0.84%
White and Black African	0.14%	0.16%	0.43%
White and Black Caribbean	0.16%	0.27%	0.88%
Other Mixed or Multiple ethnic groups	0.29%	0.32%	0.80%
White			
English, Welsh, Scottish, Northern Irish or British	96.02%	93.86%	73.54%
Irish	0.43%	0.51%	0.88%
Gypsy or Irish Traveller	0.09%	0.15%	0.11%
Roma	0.00%	0.04%	0.18%
Other White	1.83%	2.50%	6.35%
Other Ethnic Group			
Arab	0.00%	0.06%	0.57%
Any other ethnic group	0.18%	0.30%	1.61%

Table 37: Proportion of local population by ethnic group within Maiden Newton Fire Station administration area, local authority area and England (Office of National Statistics 2021)

Proportion of Population by National Identity			
National Identity	Maiden Newton	Dorset	England
British only identity	59.12%	56.71%	56.83%
Welsh only identity	0.57%	0.49%	0.34%
Welsh and British only identity	0.23%	0.23%	0.15%
English only identity	18.63%	20.31%	15.25%
English and British only identity	17.18%	16.93%	14.26%
Any other combination of only UK identities	1.15%	1.08%	1.15%
Non-UK identity only	2.01%	3.15%	9.97%
UK identity and non-UK identity	1.11%	1.10%	2.05%

Table 38: Proportion of local population by national identity within Maiden Newton Fire Station administration area, local authority area and England (Office of National Statistics 2021)

Religion or Belief

The Equality Act 2010 legislates against discrimination on the basis of religion or philosophical belief.

The 2021 Census data provides details of religions that an individual identifies with or is connected to, irrespective of whether they practise or have belief in it.

Proportion of Population by Religion			
Religion	Maiden Newton	Dorset	England
No religion	37.58%	40.12%	36.67%
Christian	53.98%	51.55%	46.32%
Buddhist	0.29%	0.42%	0.46%
Hindu	0.11%	0.19%	1.81%
Jewish	0.14%	0.12%	0.48%
Muslim	0.25%	0.41%	6.73%
Sikh	0.00%	0.03%	0.92%
Other religion	0.86%	0.62%	0.59%
Not answered	6.78%	6.54%	6.02%

Table 39: Proportion of local population by religion within Maiden Newton Fire Station administration area, local authority area and England (Office of National Statistics 2021)

Sex

The Equality Act 2010 legislates against discrimination on the basis of being, or not being, a particular sex.

The 2021 Census data details whether individuals have recorded themselves as being female or male.

Proportion of Population by Sex			
Sex at Birth	Maiden Newton	Dorset	England
Female	51.80%	51.42%	51.04%
Male	48.20%	48.58%	48.96%

Table 40: Proportion of local population by sex at birth within Maiden Newton Fire Station administration area, local authority area and England (Office of National Statistics 2021)

Sexual Orientation

The Equality Act 2010 legislates against discrimination on the basis of sexual orientation; this includes being heterosexual, gay, lesbian or bisexual.

The 2021 Census data provides estimates that classify residents aged 16 years or over by sexual orientation. This data is only available at a local authority area level and cannot be further broken down to represent Maiden Newton Fire Station administration area.

Proportion of Population by Sexual Orientation			
Sexual Orientation	Maiden Newton	Dorset	England
Straight or Heterosexual	Not Available	90.62%	89.37%
Gay or Lesbian	Not Available	1.11%	1.54%
Bisexual	Not Available	0.90%	1.29%
All other sexual orientations	Not Available	0.19%	0.34%
Not answered	Not Available	7.18%	7.46%

Table 41: Proportion of local population by sexual orientation within Maiden Newton Fire Station administration area, local authority area and England (Office of National Statistics 2021)

Marriage and Civil Partnership

The Equality Act 2010 legislates against discrimination on the basis of being married or in a civil partnership.

The 2021 Census data details an individual's legal marital or civil partnership status on 21 March 2021.

Proportion of Population by Marital and Civil Partnership Status			
Marital or Civil Partnership Status	Maiden Newton	Dorset	England
Never married or in registered civil partnership	24.91%	27.36%	37.93%
Married or in a registered civil partnership	56.70%	51.63%	44.69%
Separated, but still married or in civil partnership	1.93%	2.10%	2.25%
Divorced or civil partnership dissolved	9.83%	10.75%	9.07%
Widowed or surviving civil partnership partner	6.64%	8.16%	6.06%

Table 42: Proportion of local population by marital or civil partnership within Maiden Newton Fire Station administration area, local authority area and England (Office of National Statistics 2021)

Index of Multiple Deprivation

The Index of Multiple Deprivation (IMD) is the official measure of relative deprivation in England. Each Lower-layer Super Output Area (LSOA), a geographical area devised for statistical purposes, is rated on a scale of 1-10, with 1 being the most deprived and 10 being the least deprived.

The Maiden Newton Fire Station administration area is comprised of four LSOAs, with ratings ranging from 5 to 6.

Index of Multiple Deprivation (IMD)									
1	2	3	4	5	6	7	8	9	10
0	0	0	0	3	1	0	0	0	0

Figure 42: Number of Lower-layer Super Output Areas (LSOAs) by IMD rating within the Maiden Newton Fire Station administration area (Ministry of Housing, Communities and Local Government 2019)

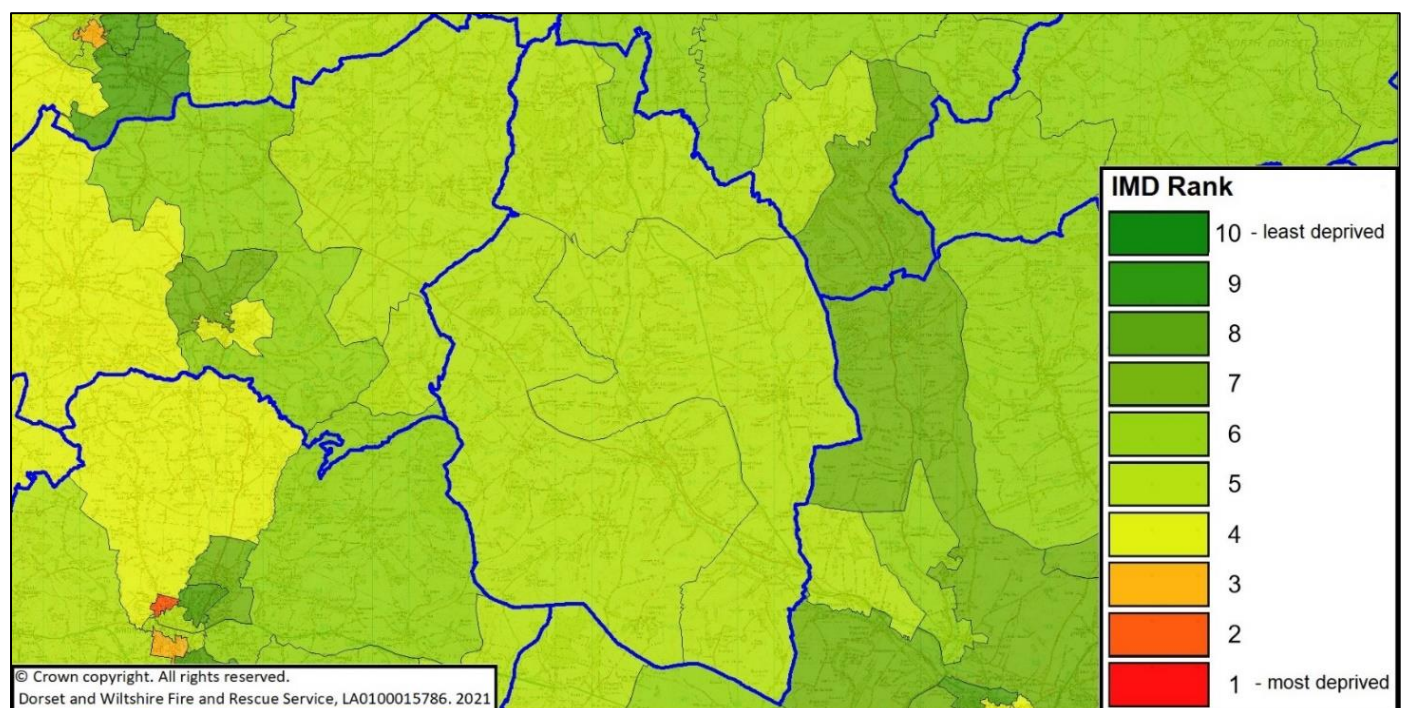


Figure 43: IMD ranking of Lower Layer Super Output Areas (LSOA) within Maiden Newton Fire Station administration area (Ministry of Housing, Communities and Local Government 2019)

Further information relating to the demographics of the Maiden Newton Fire Station administration area is available within the respective Station Risk Profile.

This page is intentionally blank