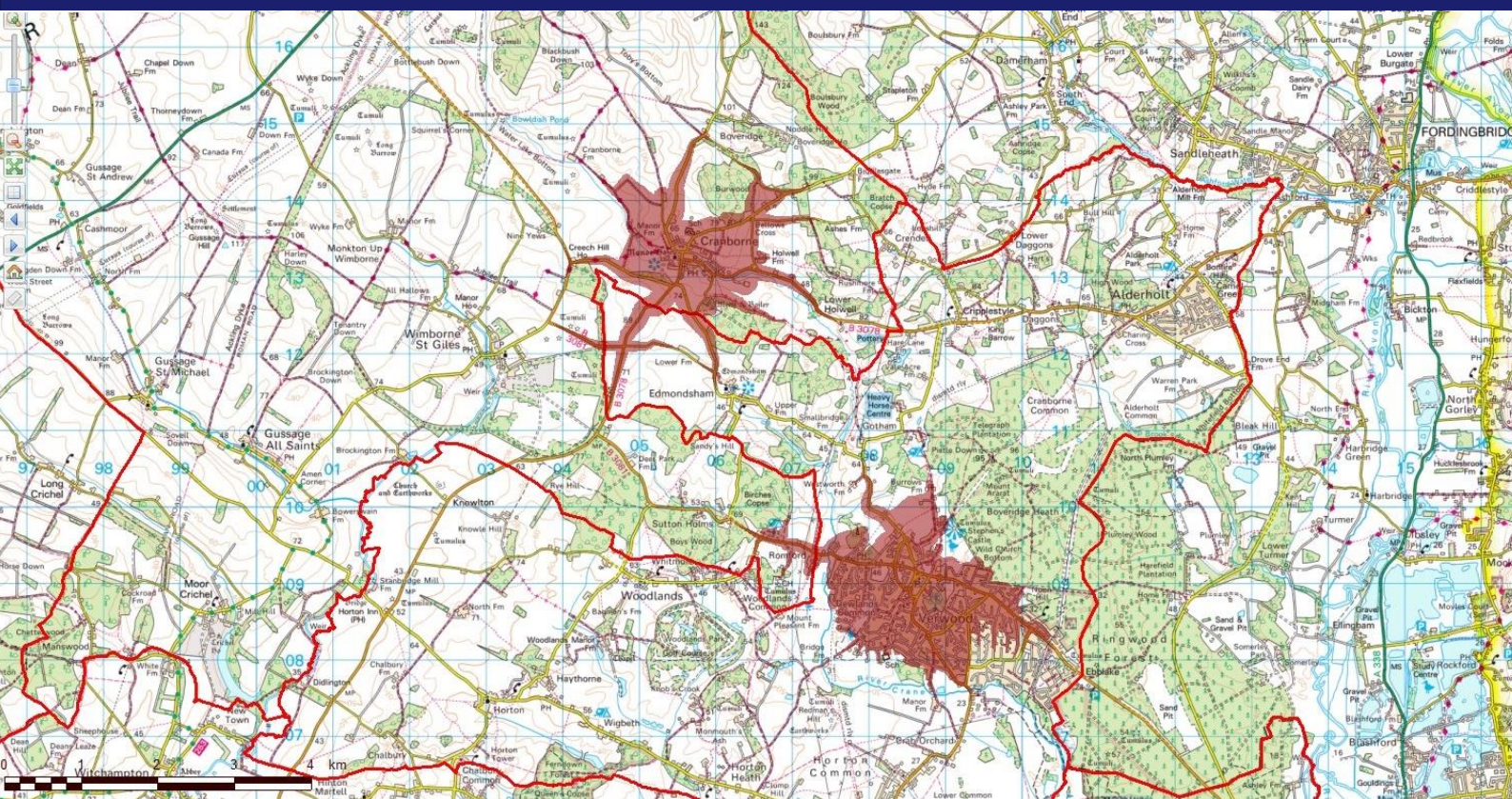




DORSET & WILTSHIRE
FIRE AND RESCUE

Item 26/07 Appendix 2 - Appendix A

Fire Station Review



Appendix A: Cranborne Fire Station

This paper is not to be shared, reproduced or published without the express permission of the Chief Fire Officer.

This page is intentionally blank

Contents

Cranborne Fire Station.....	6
Resource and Crewing Profile	6
Financial Profile	7
Asset Ownership and Covenants	8
Impact on Service Delivery	9
First and Second Appliance Attendance	9
Property Fire with Sleeping Risk	11
Property Fire without Sleeping Risk	13
Road Traffic Collision (RTC).....	16
Accidental Dwelling Fire (ADF).....	18
Fire Related Injuries	20
Fire Related Fatalities	21
High Risk ‘Safe & Well’ Properties	21
Risk Sites	22
High Rise	23
Care Homes.....	23
Hospitals	23
Wildfire.....	23
Heritage	24
Thatch.....	24
COMAH / MACR.....	25
Flooding.....	25
Impact on Local Fire Stations.....	26
Blandford Fire Station.....	27
Wimborne Fire Station.....	28
Ferndown Fire Station	29
Verwood Fire Station	30
Salisbury Fire Station	31
Tisbury Fire Station	32
Resilience	33
Cranborne Fire Station	33
Station Isolation	33
On-Call Availability and Incident Distribution	34
On-Call Establishment	37
Blandford Fire Station.....	37

On-Call Availability and Incident Distribution	37
On-Call Establishment	40
Wimborne Fire Station	41
On-Call Availability and Incident Distribution	41
On-Call Establishment	45
Ferndown Fire Station	46
On-Call Availability and Incident Distribution	46
On-Call Establishment	49
Verwood Fire Station	50
On-Call Availability and Incident Distribution	50
On-Call Establishment	53
Salisbury Fire Station	54
On-Call Availability and Incident Distribution	54
On-Call Establishment	57
Tisbury Fire Station	58
On-Call Availability and Incident Distribution	58
On-Call Establishment	61
Current and Emerging Operational Risk	63
Operational Risk Information	63
Future Development	64
Local Authority Housing Strategy	64
Local Infrastructure	64
Cross Border Mobilising	65
Special Appliances	66
Light Off-Road Pumping Appliance	66
Mobilisations	66
Availability and Trained Personnel	67
Co-responder Vehicle	69
Mobilisations	69
Availability and Trained Personnel	69
Area Profile	71
Protected Characteristics	71
Age	71
Disability	72
Gender Reassignment	72
Race	73

Religion or Belief 74

Sex 74

Sexual Orientation 75

Marriage and Civil Partnership 75

Index of Multiple Deprivation 76

Cranborne Fire Station

Cranborne Fire Station, Crane Street, Cranborne, Dorset, BH21 5QD

Resource and Crewing Profile

Cranborne Fire Station is a one-pump fire station crewed using the on-call duty system. Cranborne Fire Station additionally has one light off road pumping appliance and one co-responder vehicle, also crewed using the on-call duty system.

Existing Resource and Crewing Profile at Cranborne Fire Station		
Appliance	Resource	Crewing Profile
P1	Standard Pumping Appliance	On-Call Duty System
M1	Light Off Road Pumping Appliance	On-Call Duty System
V1	Co-responder Vehicle	On-Call Duty System

Table 1: Existing resource and crewing profile at Cranborne Fire Station

This review considers the closure of Cranborne Fire Station, with the removal of one pumping appliance from the Service and the removal or relocation of one light off road pumping appliance.

In June 2025, South Western Ambulance Service NHS Foundation Trust (SWASFT) announced that they would be phasing out the Fire Co-responder scheme over the following 12 months. This will see Cranborne Fire Station's Co-responder vehicle removed from service by June 2026.

Financial Profile

This section provides an overview of the financial budgetary commitment for Cranborne Fire Station and the anticipated savings that would be realised if Cranborne Fire Station were closed.

Table 2 below, provides the annual revenue costs incurred at the station in the period April 2020 to March 2025. This includes the cost of drill nights and operational activity, premises costs including standard maintenance and cleaning, laundry and equipment costs.

Annual Revenue Costs Incurred at Cranborne Fire Station	
Year	Revenue Costs
2020 / 21	£127,480
2021 / 22	£130,698
2022 / 23	£105,759
2023 / 24	£113,808
2024 / 25	£102,261

Table 2: Analysis of the annual revenue costs incurred at Cranborne Fire Station in the period April 2020 to March 2025

Table 3 provides a breakdown of capital cyclical maintenance costs incurred since April 2016 (each station has a full cyclical review every seven years).

Cyclical Maintenance Costs Incurred at Cranborne Fire Station	
Type and Period	Cost
Cyclical Maintenance	£62,293

Table 3: Cyclical maintenance costs incurred at Cranborne Fire Station since April 2016

Table 4 provides a breakdown of the estimated annual cost avoidance that would be achieved indirectly across various support service departments should the station be closed by the Authority.

Annual Cost Avoidance if Closed	
Department	Cost
Fleet maintenance cost	£5,036
ICT – licencing, connectivity, printing	£15,916
Treasury – financing cost avoidance	£33,983
Uniform	£2,053
ICT – hardware	£2,876

Table 4: Annual cost avoidance across support service departments should Cranborne Fire Station be closed

If following public consultation, the Authority decided to close the station, the indicative annual savings, shown in Table 5, may be realised. It should be noted that some of the annual revenue budget savings will not be immediate due existing contracts for the provision of services and equipment but will be achieved once contract periods end and equipment is returned.

Estimated Annual Savings and Cost Avoidance	
Type	Cost
Revenue	£142,776
Capital Expenditure	£31,239

Table 5: Estimated annual revenue budget savings and capital expenditure cost avoidance at Cranborne Fire Station

It is estimated that 95.25% of the stations operational activity will transfer to a neighbouring on-call station, so these costs will not cease and have been excluded from the estimated savings.

Table 6 provides an estimate of the expected redundancy costs based on current station personnel.

Estimated Redundancy Costs	
Type	Cost
Estimated Redundancy Costs	£16,950

Table 6: Estimate of expected redundancy costs based on current station personnel at Cranborne Fire Station

Asset Ownership and Covenants

The station land is owned by the Authority with no covenants in place. At the end of each financial year the Service must value each station for inclusion in the annual Statement of Accounts. This amount has been included for reference only. Table 7 provides a breakdown of the last full station valuation, which was completed in March 2024.

Latest Full Station Valuation	
Building Valuation	Land Valuation
£110,000	£30,000

Table 7: Breakdown of the latest full station valuation for Cranborne Fire Station

The actual value which could be achieved via site disposal is likely to vary from this, and a full independent valuation of likely capital receipts will be established if a capital receipt is to be sought.

Impact on Service Delivery

This section evaluates the impact on service delivery that would result from the closure of Cranborne Fire Station.

Response modelling has been used to identify the nearest pumping appliances that would attend all incidents that occurred across the DWFRS service area during the five-year review period, 1 April 2019 to 31 March 2024; this modelling has assumed 100% appliance availability and does not take into account simultaneous demand. All modelled response times incorporate 90 seconds for call handling and either a two- or five-minute turnout time for wholetime or on-call crews respectively. Unless otherwise stated, resources available from neighbouring fire and rescue services have not been included in the modelled responses.

These modelled responses have enabled identification of the incidents that occurred during the review period located where Cranborne Fire Station would support the initial response as either the first pumping appliance attendance or, where required by the initial response plan, the second pumping appliance attendance. This section focuses only on these incidents where Cranborne Fire Station would support the initial response plan, providing a summary by incident category of the anticipated impact on response capability that would result from the closure of Cranborne Fire Station.

Where appliance availability levels refer to including imports, this means the resulting appliance availability inclusive of periods where crewing shortfall and detached duties have been used to maintain appliance availability.

First and Second Appliance Attendance

Response modelling has identified 190 incidents during the five-year period from 1 April 2019 to 31 March 2024, located where Cranborne Fire Station would provide the first pumping appliance attendance; this represents 0.28% of all incidents service wide.

A further 378 incidents have been identified where Cranborne Fire Station would provide the second pumping appliance attendance; this represents an additional 0.56% of all incidents service wide. Whilst not all of these incidents would require a second pumping appliance on the initial response plan, this does provide an indication of the number of incidents where Cranborne Fire Station would either provide the second pumping appliance to support the initial response plan or provide resilience for when the nearest pumping appliance is not available.

Based on the modelled responses, Cranborne Fire Station would provide the first or second pumping appliance to 568 of the incidents that occurred during the five-year review period, 1 April 2019 to 31 March 2024; Table 8 provides a breakdown of these incidents by incident category.

Incidents Located where Cranborne Fire Station Would Support the Initial Response			
Incident Category	First Attendance	Second Attendance	Total
Property Fire with Sleeping Risk	10	22	32
Property Fire without Sleeping Risk	3	5	8
Other Fire	62	108	170
Automatic Fire Alarm (AFA)	14	85	99
Road Traffic Collision (RTC)	38	13	51
Non-Statutory with Life Risk	15	46	61
Non-Statutory without Life Risk	48	99	147
All Incidents	190	378	568

Table 8: Number of incidents located where Cranborne Fire Station would support the initial response as either the first or second pumping appliance during the five-year period from 1 April 2019 to 31 March 2024

Mobilising records show that Cranborne Fire Station's pumping appliance was actually available and mobilised to 84 (44.21%) of the 190 incidents located where the fire station has been modelled to provide the nearest response. Whilst the unavailability of the pumping appliance to attend these incidents may have been the result of simultaneous demand, this does provide an indication of the frequency that, during the reviewed five-year period, the pumping appliance was not available to support a response where it would have been the nearest station.

During the annual period 1 April 2024 to 31 March 2025, availability of Cranborne Fire Station's pumping appliance, inclusive of imports, averaged 40.24%. Assuming a uniform distribution of incidents and appliance availability, applying this most recent level of availability to the five-year review period, 1 April 2019 to 31 March 2024, would suggest that Cranborne Fire Station's pumping appliance would likely have been available for approximately 76 of the 190 incidents where it would provide the nearest response.

Modelled responses to the 190 incidents during the period 1 April 2024 to 31 March 2025, located where Cranborne Fire Station would provide the nearest pumping appliance, have indicated a 15 minutes 23 seconds average response time for the first attending pumping appliance. Modelled response to these incidents based on the closure of Cranborne Fire Station have indicated a 19 minutes 42 seconds average response time for the first attending pumping appliance.

The closure of Cranborne Fire Station, and removal of its pumping appliance, would see an increase of 4 minutes 19 seconds in the average modelled response time for the first pumping appliance to the 190 incidents that occurred during the five-year period from 1 April 2019 to 31 March 2024, located where Cranborne Fire Station is modelled to provide the nearest response.

Modelled Response Capability to All Incidents Located Where Cranborne Fire Station Would Provide the First Pumping Appliance

Modelled Response including Cranborne Fire Station	Average First Attendance
Average Response Time (minutes:seconds)	15:23
Modelled Response excluding Cranborne Fire Station	Average First Attendance
Average Response Time (minutes:seconds)	19:42
Impact on Modelled Response Capability	Average First Attendance
Average Response Time (minutes:seconds)	+ 04:19

Table 9: Modelled response capability all incidents located where Cranborne Fire Station would provide the nearest pumping appliance during the five-year period from 1 April 2019 to 31 March 2024

Property Fire with Sleeping Risk

The response standard within DWFRS for property fire with sleeping risk incidents, is the first pumping appliance to attend within ten minutes, and the second pumping appliance to attend within 13 minutes. Figure 1 illustrates the geographical area that the pumping appliances from Cranborne and surrounding fire stations can attend within a ten- and thirteen-minute response. Within Cranborne Fire Station’s ten-minute response area there are 306 domestic residential premises; fires at these premises would be classified as property fire with sleeping risk incidents. This does not account for commercial residential premises, such as hospitals or care homes, which would also be classified as a property with sleeping risk.

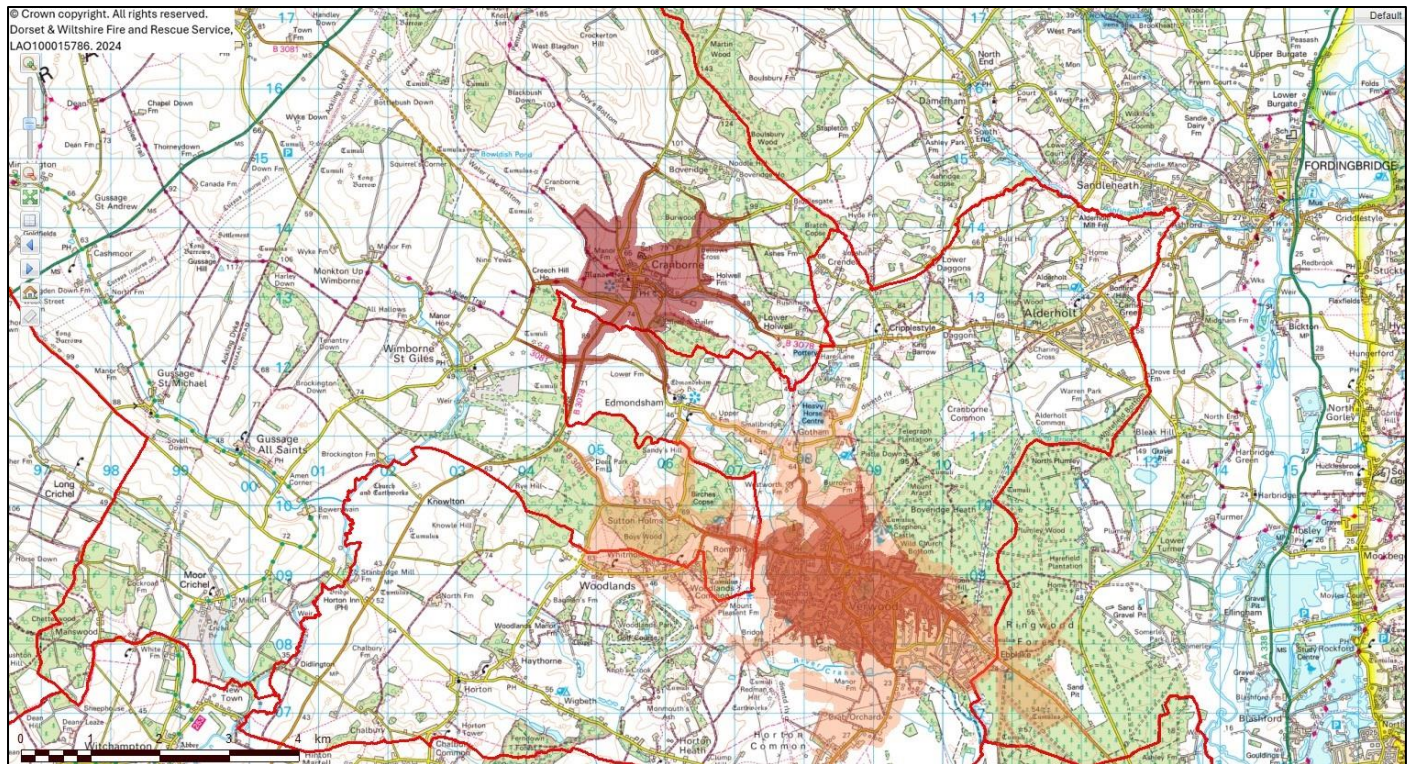


Figure 1: Ten- (red) and 13-minute (orange) response area for Cranborne and neighbouring fire stations

Modelled responses to incidents during the five-year period from 1 April 2019 to 31 March 2024, have identified ten property fire with sleeping risk incidents located where Cranborne Fire Station would provide the nearest pumping appliance. A further 22 property fire with sleeping risk

incidents have been identified, where Cranborne Fire Station would provide the second attending pumping appliance.

Modelled responses to the 32 property fire with sleeping risk incidents located where Cranborne Fire Station would support the initial response plan have indicated a 11 minutes 42 seconds average response time for the first attending pumping appliance, achieving the ten-minute response standard on 13 (40.63%) occasions, and a 18 minutes 18 seconds average response time for the second attending pumping appliance, achieving the thirteen-minute response standard on one (3.13%) occasion.

Closure of Cranborne Fire Station would require the initial response to these 32 property fire with sleeping risk incidents be fulfilled by additional resources from the neighbouring fire stations at Blandford, Ferndown, Salisbury and Wimborne. Modelled responses to these property fire with sleeping risk incidents based on the closure of Cranborne Fire Station, have indicated a 12 minutes 59 seconds average response time for the first attending pumping appliance, and a 22 minute 20 seconds average response time for the second attending pumping appliance. 11 (34.38%) of these property fire with sleeping risk incidents would receive a first attending pumping appliance within the ten-minute response standard and zero (0.00%) would receive a second attending pumping appliance within the thirteen-minute response standard.

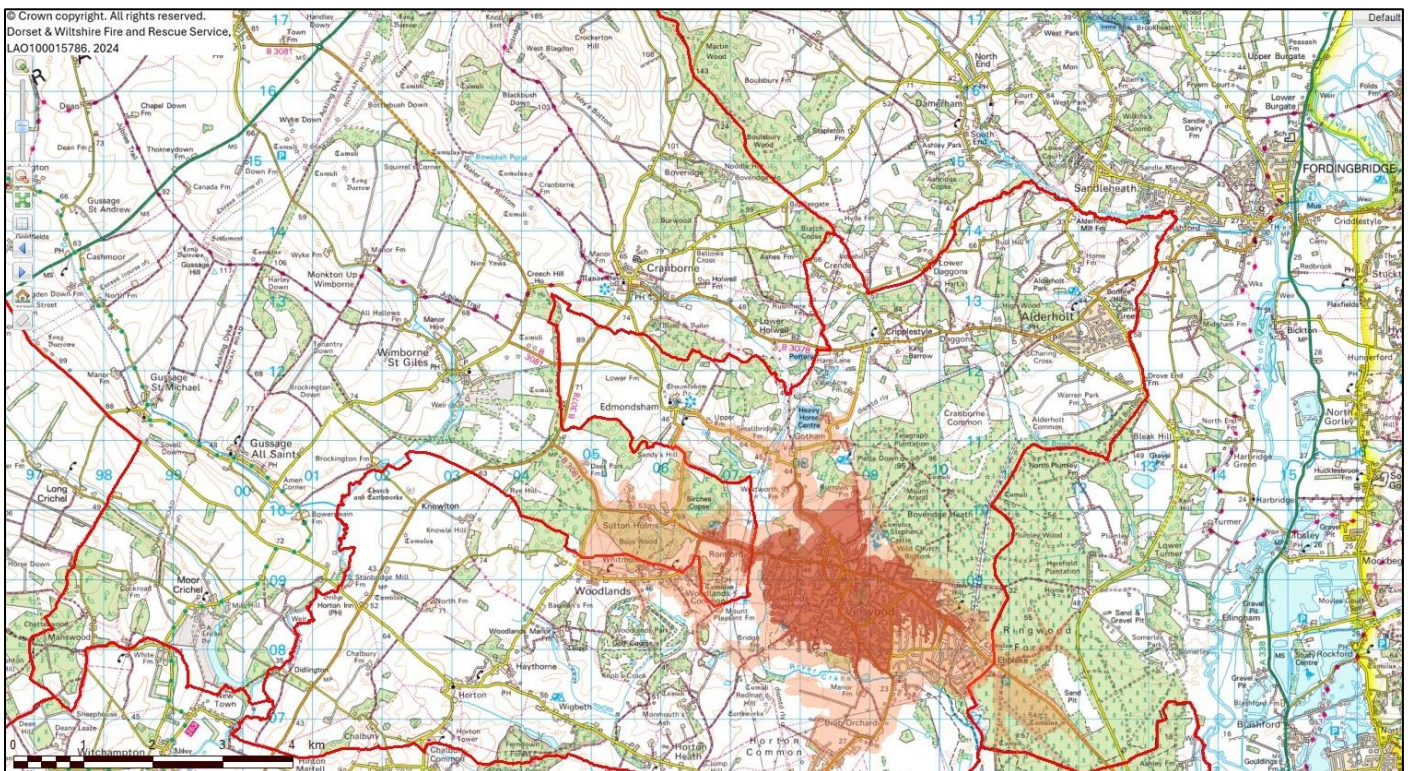


Figure 2: Ten- (red) and 13-minute (orange) response area for fire stations neighbouring the Cranborne Fire Station administration area

The closure of Cranborne Fire Station, and removal of its pumping appliance, would see an increase of 1 minute 17 seconds in the average modelled response time for the first pumping appliance to the property fire with sleeping risk incidents that occurred during the five-year period from 1 April 2019 to 31 March 2024, and 4 minutes 2 seconds in the average modelled response time for the second pumping appliance. The ten-minute response standard for the first attending pumping appliance to these property fire with sleeping risk incidents would have been achieved on

two fewer occasions, and the thirteen-minute response standard for the second attending pumping appliance would have been achieved on one fewer occasion.

Modelled Response Capability for Property Fire with Sleeping Risk Incidents Located where Cranborne Fire Station Would Support the Initial Response Plan		
Modelled Response including Cranborne Fire Station	First Attendance	Second Attendance
Average Response Time (minutes:seconds)	11:42	18:18
Response Standard Achieved (number of incidents)	13 of 32 (40.63%)	1 of 32 (3.13%)
Modelled Response excluding Cranborne Fire Station	First Attendance	Second Attendance
Average Response Time (minutes:seconds)	12:59	22:20
Response Standard Achieved (number of incidents)	11 of 32 (34.38%)	0 of 32 (0.00%)
Impact on Modelled Response Capability	First Attendance	Second Attendance
Average Response Time (minutes:seconds)	+ 1:17	+ 4:02
Response Standard Achieved (number of incidents)	- 2	- 1

Table 10: Modelled response capability for the 32 property fire with sleeping risk incidents located where Cranborne Fire Station would support the initial response plan during the five-year period from 1 April 2019 to 31 March 2024

Mobilising records for these 32 property fire with sleeping risk incidents show that Cranborne Fire Station's pumping appliance was actually available and mobilised to 15 (46.88%) of these incidents. Whilst the unavailability of the pumping appliance to attend these incidents may have been the result of simultaneous demand, this does provide an indication of the frequency that, during the reviewed five-year period, Cranborne Fire Station's pumping appliance was not available to attend the property fire with sleeping risk incidents located where it would have supported the initial response.

During the annual period 1 April 2024 to 31 March 2025, availability of Cranborne Fire Station's pumping appliance, inclusive of imports, averaged 40.24%. Assuming a uniform distribution of incidents and appliance availability, applying this most recent level of availability to the five-year review period, 1 April 2019 to 31 March 2024, would suggest that Cranborne Fire Station's pumping appliance would likely have been available for 13 of the 32 property fire with sleeping risk incidents where its pumping appliance would be required to support the initial response.

Property Fire without Sleeping Risk

The response standard within DWFRS for property fire without sleeping risk incidents, is the first pumping appliance to attend within ten minutes, and the second pumping appliance to attend within 15 minutes. Figure 3 illustrates the geographical area that the pumping appliances from Cranborne and surrounding fire stations can attend within a ten- and fifteen-minute response. Within Cranborne Fire Station's ten-minute response area there are 35 commercial premises; fires at these premises would be classified as property fire without sleeping risk incidents. However, this does include commercial residential premises, such as hospitals and care homes, which would be classified as premises with sleeping risk.

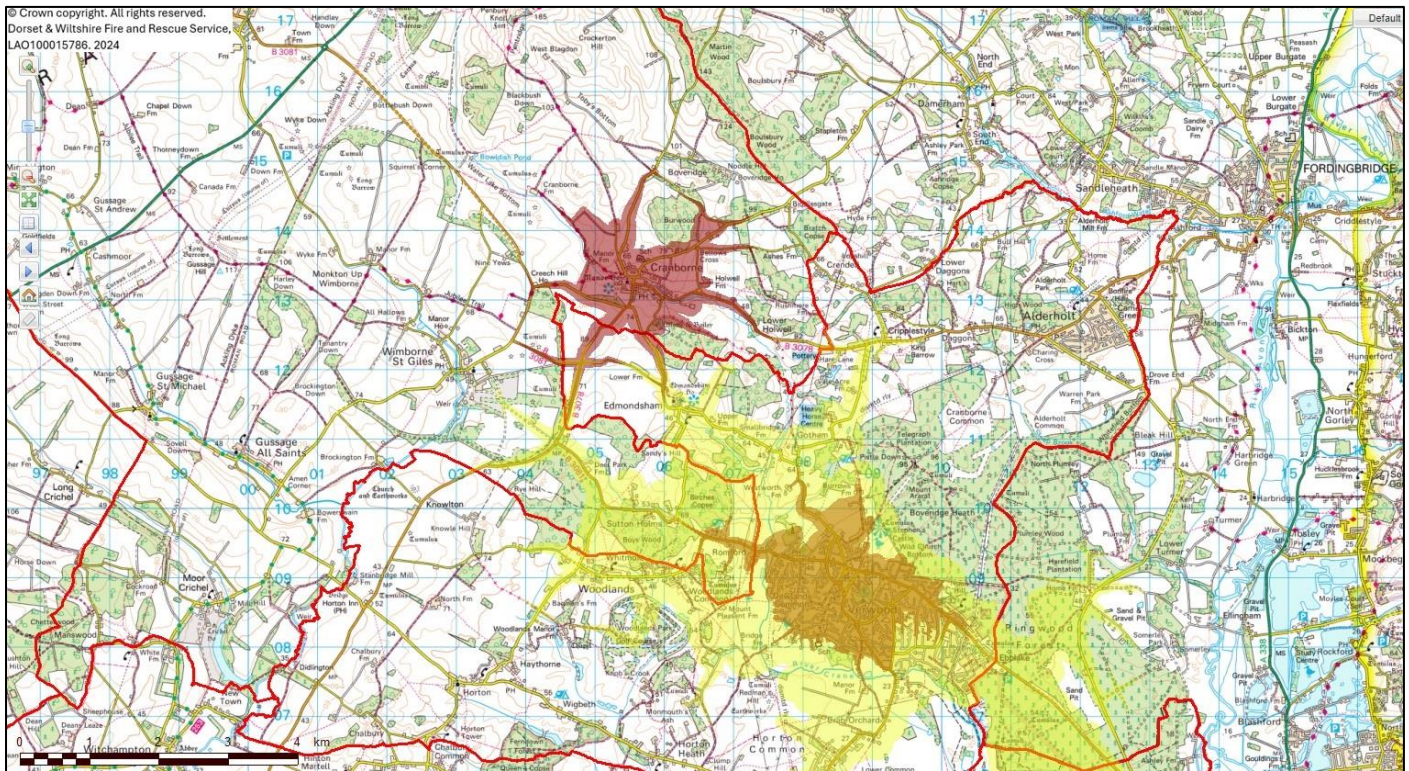


Figure 3: Ten- (red) and 15-minute (yellow) response area for Cranborne and neighbouring fire stations

Modelled responses to incidents during the five-year period from 1 April 2019 to 31 March 2024, have identified three property fire without sleeping risk incidents located where Cranborne Fire Station would provide the nearest pumping appliance. A further five property fire without sleeping risk incidents have been identified, where Cranborne Fire Station would provide the second attending pumping appliance.

Modelled responses to the eight property fire without sleeping risk incidents located where Cranborne Fire Station would support the initial response plan have indicated a 12 minutes 21 seconds average response time for the first attending pumping appliance, achieving the ten-minute response standard on four (50.00%) occasions, and a 18 minute 48 seconds average response time for the second attending pumping appliance, achieving the fifteen-minute response standard on zero (0.00%) occasions.

Closure of Cranborne Fire Station would require the initial response to these eight property fire without sleeping risk incidents be fulfilled by resources from the neighbouring fire stations at Blandford, Ferndown, Salisbury and Wimborne. Modelled responses to these property fire without sleeping risk incidents, based on the closure of Cranborne Fire Station, have indicated a 14 minutes 26 seconds average response time for the first attending pumping appliance, and a 23 minutes 1 second average response time for the second attending pumping appliance. Three (37.50%) of these property fire without sleeping risk incidents would receive a first attending pumping appliance within the ten-minute response standard and zero (0.00%) would receive a second attending pumping appliance within the fifteen-minute response standard.

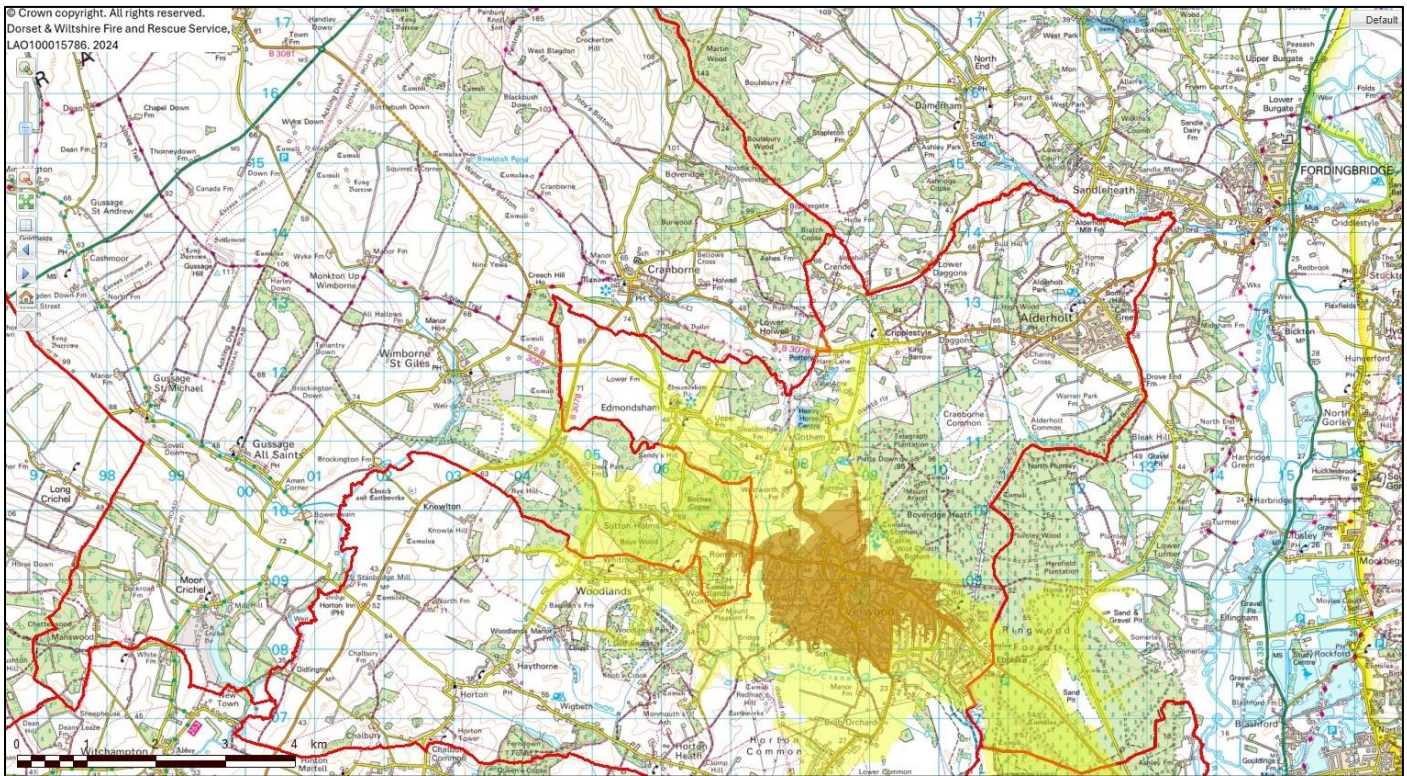


Figure 4: Ten- (orange) and 15-minute (yellow) response area for fire stations neighbouring the Cranborne Fire Station administration area

The closure of Cranborne Fire Station, and removal of its pumping appliance, would see an increase of 2 minutes 5 seconds in the average modelled response time for the first pumping appliance to the property fire without sleeping risk incidents that occurred during the five-year period from 1 April 2019 to 31 March 2024, and 4 minutes 13 seconds in the average modelled response time for the second pumping appliance. The ten-minute response standard for the first attending pumping appliance to these property fire without sleeping risk incidents would have been achieved on one fewer occasion, and there would be no change to the number of occasions the fifteen-minute response standard for the second attending pumping appliance would have been achieved.

Modelled Response Capability for Property fire without sleeping risk Incidents Located where Cranborne Fire Station Would Support the Initial Response Plan		
Modelled Response including Cranborne Fire Station	First Attendance	Second Attendance
Average Response Time (minutes:seconds)	12:21	18:48
Response Standard Achieved (number of incidents)	4 of 8 (50.00%)	0 of 8 (0.00%)
Modelled Response excluding Cranborne Fire Station	First Attendance	Second Attendance
Average Response Time (minutes:seconds)	14:26	23:01
Response Standard Achieved (number of incidents)	3 of 8 (37.50%)	0 of 8 (0.00%)
Impact on Modelled Response Capability	First Attendance	Second Attendance
Average Response Time (minutes:seconds)	+ 2:05	+ 4:13
Response Standard Achieved (number of incidents)	- 1	No Change

Table 11: Modelled response capability for the eight property fire without sleeping risk incidents located where Cranborne Fire Station would support the initial response plan during the five-year period from 1 April 2019 to 31 March 2024

Mobilising records for these eight property fire without sleeping risk incidents show that Cranborne Fire Station’s pumping appliance was actually available and mobilised to three (37.50%) of these incidents. Whilst the unavailability of the pumping appliance to attend these incidents may have been the result of simultaneous demand, this does provide an indication of the frequency that, during the reviewed five-year period, Cranborne Fire Station’s pumping appliance was not available to attend the property fire without sleeping risk incidents located where it would have supported the initial response.

During the annual period 1 April 2024 to 31 March 2025, availability of Cranborne Fire Station’s pumping appliance, inclusive of imports, averaged 40.24%. Assuming a uniform distribution of incidents and appliance availability, applying this most recent level of availability to the five-year review period, 1 April 2019 to 31 March 2024, would suggest that Cranborne Fire Station’s pumping appliance would likely have been available for three of the eight property fire without sleeping risk incidents where its pumping appliance would be required to support the initial response.

Road Traffic Collision (RTC)

The response standard within DWFRS for road traffic collision (RTC) incidents, is the first pumping appliance to attend within 15 minutes. Whilst the response plan requires two pumping appliances to RTC incidents, there is no response standard for the second pumping appliance. Figure 5 illustrates the geographical area that the pumping appliances from Cranborne and surrounding fire stations can attend within a fifteen-minute response.

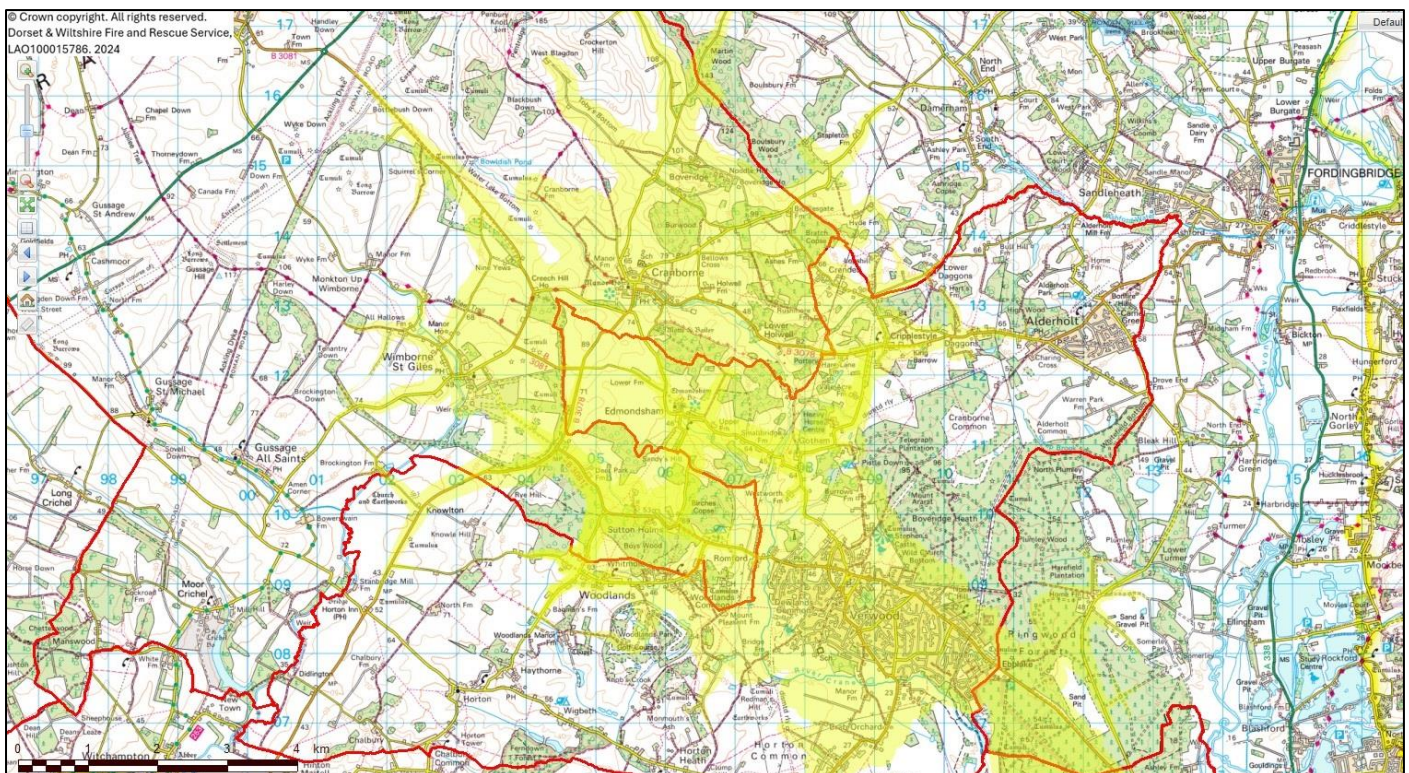


Figure 5: 15-minute (yellow) response area for Cranborne and neighbouring fire stations

Modelled responses to incidents during the five-year period from 1 April 2019 to 31 March 2024, have identified 38 road traffic collision (RTC) incidents located where Cranborne Fire Station would provide the nearest pumping appliance. A further 13 road traffic collision (RTC) incidents

have been identified, where Cranborne Fire Station would provide the second attending pumping appliance.

Modelled responses to the 51 road traffic collision (RTC) incidents located where Cranborne Fire Station would support the initial response have indicated a 13 minutes 20 seconds average response time for the first attending pumping appliance, achieving the fifteen-minute response standard on 27 (52.94%) occasions.

Closure of Cranborne Fire Station would require the initial response to these 51 road traffic collision (RTC) incidents be fulfilled by additional resources from the neighbouring fire stations at Blandford, Ferndown, Salisbury and Wimborne. Modelled responses to these road traffic collision (RTC) incidents based on the closure of Cranborne Fire Station, have indicated a 16 minutes 9 seconds average response time for the first attending pumping appliance, with 16 (31.37%) that would receive a first attending pumping appliance within the fifteen-minute response.

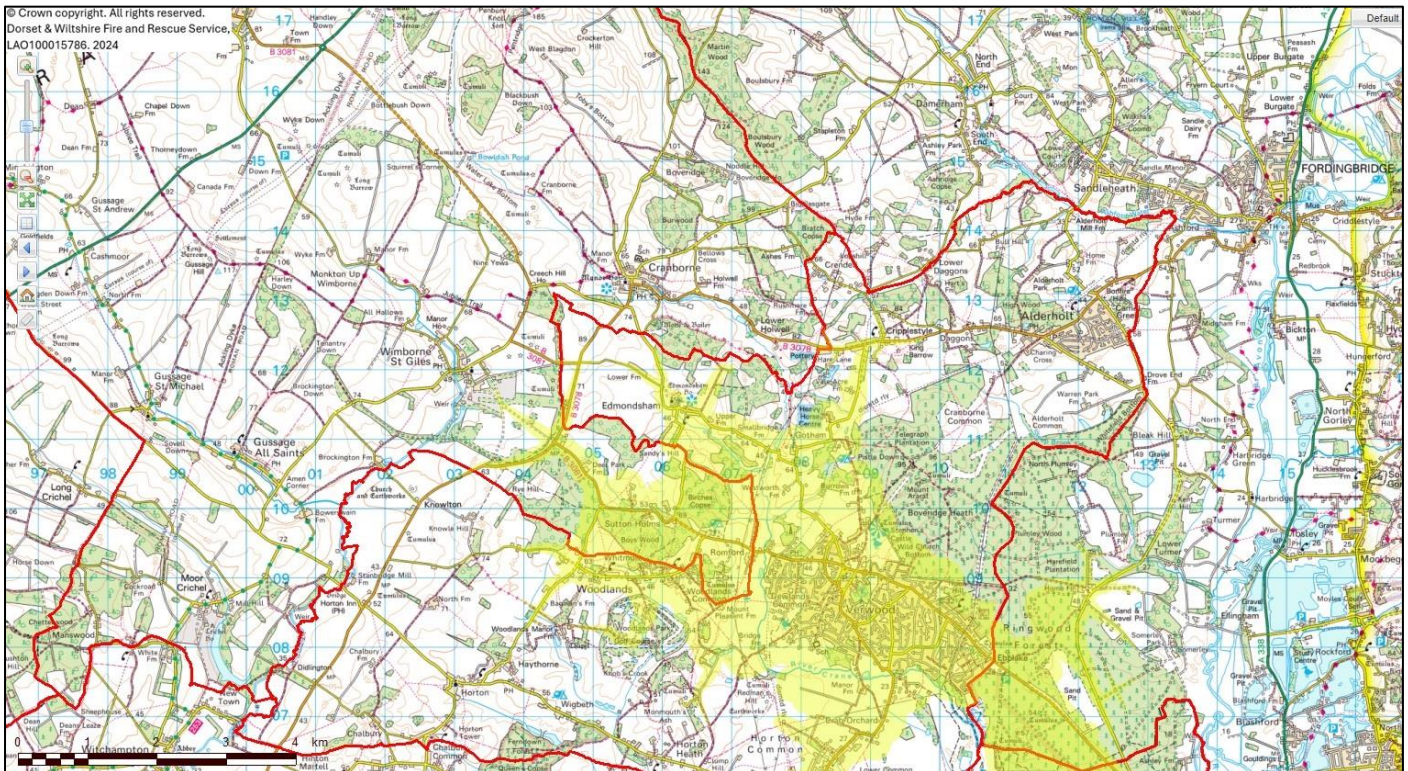


Figure 6: 15-minute (yellow) response area for fire stations neighbouring the Cranborne Fire Station administration area

The closure of Cranborne Fire Station, and removal of its pumping appliance, would see an increase of 2 minutes 49 seconds in the average modelled response time for the first pumping appliance to the road traffic collision (RTC) incidents that occurred during the five-year period from 1 April 2019 to 31 March 2024. The fifteen-minute response standard for the first attending pumping appliance to these road traffic collision (RTC) incidents would have been achieved on 11 fewer occasions.

Modelled Response Capability for Road traffic collision (RTC) Incidents Located where Cranborne Fire Station Would Support the Initial Response Plan		
Modelled Response including Cranborne Fire Station	First Attendance	Second Attendance
Average Response Time (minutes:seconds)	13:20	17:56
Response Standard Achieved (number of incidents)	27 of 51 (52.94%)	Not Applicable
Modelled Response excluding Cranborne Fire Station	First Attendance	Second Attendance
Average Response Time (minutes:seconds)	16:09	22:58
Response Standard Achieved (number of incidents)	16 of 51 (31.37%)	Not Applicable
Impact on Modelled Response Capability	First Attendance	Second Attendance
Average Response Time (minutes:seconds)	+ 2:49	+ 5:02
Response Standard Achieved (number of incidents)	- 11	Not Applicable

Table 12: Modelled response capability for the 51 road traffic collision (RTC) incidents located where Cranborne Fire Station would support the initial response plan during the five-year period from 1 April 2019 to 31 March 2024

Mobilising records for these 51 road traffic collision (RTC) incidents show that Cranborne Fire Station's pumping appliance was actually available and mobilised to 22 (43.14%) of these incidents. Whilst the unavailability of the pumping appliance to attend these incidents may have been the result of simultaneous demand, this does provide an indication of the frequency that, during the reviewed five-year period, Cranborne Fire Station's pumping appliance was not available to attend the road traffic collision (RTC) incidents located where it would have supported the initial response.

During the annual period 1 April 2024 to 31 March 2025, availability of Cranborne Fire Station's pumping appliance, inclusive of imports, averaged 40.24%. Assuming a uniform distribution of incidents and appliance availability, applying this most recent level of availability to the five-year review period, 1 April 2019 to 31 March 2024, would suggest that Cranborne Fire Station's pumping appliance would likely have been available for 21 of the 51 road traffic collision (RTC) incidents where its pumping appliance would be required to support the initial response.

Accidental Dwelling Fire (ADF)

The response standard within DWFRS applicable to accidental dwelling fires is that for property fire with sleeping risk incidents; see Property Fire with Sleeping Risk section for applicable response standard and response area maps.

Modelled responses to incidents during the five-year period from 1 April 2019 to 31 March 2024, have identified nine accidental dwelling fire incidents located where Cranborne Fire Station would provide the nearest pumping appliance. A further 20 accidental dwelling fire incidents have been identified, where Cranborne Fire Station would provide the second attending pumping appliance.

Modelled responses to the 29 accidental dwelling fire incidents located where Cranborne Fire Station would support the initial response plan have indicated a 12 minutes 0 seconds average response time for the first attending pumping appliance, achieving the ten-minute response standard on 11 (37.93%) occasions, and a 18 minutes 32 seconds average response time for the second attending pumping appliance, achieving the thirteen-minute response standard on one (3.45%) occasions.

Closure of Cranborne Fire Station would require the initial response to these 29 accidental dwelling fire incidents be fulfilled by additional resources from the neighbouring fire stations at Blandford, Ferndown, Salisbury and Wimborne. Modelled responses to these accidental dwelling fire incidents, based on the closure of Cranborne Fire Station, have indicated a 13 minutes 6 seconds average response time for the first attending pumping appliance, and a 22 minutes 8 seconds average response time for the second attending pumping appliance. Ten (34.48%) of these accidental dwelling fire incidents would receive a first attending pumping appliance within the ten-minute response standard and none (0.00%) would receive a second attending pumping appliance within the thirteen-minute response standard.

The closure of Cranborne Fire Station, and removal of its pumping appliance, would see an increase of 1 minute 6 seconds in the average modelled response time for the first pumping appliance to the accidental dwelling fire incidents that occurred during the five-year period from 1 April 2019 to 31 March 2024, and 3 minutes 36 seconds in the average modelled response time for the second pumping appliance. The ten-minute response standard for the first attending pumping appliance to these accidental dwelling fire incidents would have been achieved on one fewer occasion, and the thirteen-minute response standard for the second attending pumping appliance would have been achieved on one fewer occasion.

Modelled Response Capability for Accidental Dwelling Fire Incidents Located where Cranborne Fire Station Would Support the Initial Response Plan		
Modelled Response including Cranborne Fire Station	First Attendance	Second Attendance
Average Response Time (minutes:seconds)	12:00	18:32
Response Standard Achieved (number of incidents)	11 of 29 (37.93%)	1 of 29 (3.45%)
Modelled Response excluding Cranborne Fire Station	First Attendance	Second Attendance
Average Response Time (minutes:seconds)	13:06	22:08
Response Standard Achieved (number of incidents)	10 of 29 (34.48%)	0 of 29 (0.00%)
Impact on Modelled Response Capability	First Attendance	Second Attendance
Average Response Time (minutes:seconds)	+ 1:06	+ 3:36
Response Standard Achieved (number of incidents)	- 1	- 1

Table 13: Modelled response capability for the 29 Accidental Dwelling Fire incidents located where Cranborne Fire Station would support the initial response plan during the five-year period from 1 April 2019 to 31 March 2024

Mobilising records for these 29 accidental dwelling fire incidents show that Cranborne Fire Station’s pumping appliance was actually available and mobilised to 12 (41.38%) of these incidents. Whilst the unavailability of the pumping appliance to attend these incidents may have been the result of simultaneous demand, this does provide an indication of the frequency that, during the reviewed five-year period, Cranborne Fire Station’s pumping appliance was not available to attend the accidental dwelling fire incidents located where it would have supported the initial response.

During the annual period 1 April 2024 to 31 March 2025, availability of Cranborne Fire Station’s pumping appliance, inclusive of imports, averaged 40.24%. Assuming a uniform distribution of incidents and appliance availability, applying this most recent level of availability to the five-year review period, 1 April 2019 to 31 March 2024, would suggest that Cranborne Fire Station’s pumping appliance would likely have been available for 12 of the 29 accidental dwelling fire incidents where its pumping appliance would be required to support the initial response.

Fire Related Injuries

Fire related injuries are those injuries sustained at a fire incident where the casualty attended hospital. For the purpose of this review, response capability to incidents where a fire related injury was sustained has been reviewed against the response standard for property fire with sleeping risk incidents, however, it is acknowledged that this response standard is not necessarily applicable to all incidents where a fire related injury was sustained. See Property Fire with Sleeping Risk section for applicable response standard and response area maps.

Modelled responses to incidents during the five-year period from 1 April 2019 to 31 March 2024, have identified one incident resulting in a fire related injury, located where Cranborne Fire Station would provide the nearest pumping appliance. A further two incidents resulting in a fire related injury have been identified where Cranborne Fire Station would provide the second attending pumping appliance.

Modelled responses to the three incidents resulting in a fire related injury, located where Cranborne Fire Station would support the initial response plan, have indicated a 11 minutes 38 second average response time for the first attending pumping appliance, achieving the ten-minute response standard on one (33.33%) occasions, and a 17 minutes 51 seconds average response time for the second attending pumping appliance, achieving the thirteen-minute response standard on no (0.00%) occasions.

Closure of Cranborne Fire Station would require the initial response to these three incidents resulting in a fire related injury be fulfilled by additional resources from the neighbouring fire stations at Ferndown and Wimborne. Modelled responses to these incidents resulting in a fire related injury, based on the closure of Cranborne Fire Station, have indicated a 12 minutes 31 seconds average response time for the first attending pumping appliance, and a 20 minutes 04 seconds average response time for the second attending pumping appliance. One (33.33%) of these incidents resulting in a fire related injury would receive a first attending pumping appliance within the ten-minute response standard and none (0.00%) would receive a second attending pumping appliance within the thirteen-minute response standard.

The closure of Cranborne Fire Station, and removal of its pumping appliance, would see an increase of 0 minutes 53 seconds in the average modelled response time for the first pumping appliance to the incidents resulting in a fire related injury that occurred during the five-year period from 1 April 2019 to 31 March 2024, and 2 minutes 13 seconds in the average modelled response time for the second pumping appliance. There would be no change in the number of occasions the ten-minute response standard for the first attending pumping appliance to these incidents resulting in a fire related injury would have been achieved, and no change in the number of occasions the thirteen-minute response standard for the second attending pumping appliance would have been achieved.

Modelled Response Capability for Incidents Resulting in Fire Related Injury Located where Cranborne Fire Station Would Support the Initial Response Plan		
Modelled Response including Cranborne Fire Station	First Attendance	Second Attendance
Average Response Time (minutes:seconds)	11:38	17:51
Response Standard Achieved (number of incidents)	1 of 3 (33.33%)	0 of 3 (0.00%)
Modelled Response excluding Cranborne Fire Station	First Attendance	Second Attendance
Average Response Time (minutes:seconds)	12:21	20:04
Response Standard Achieved (number of incidents)	1 of 3 (33.33%)	0 of 3 (0.00%)
Impact on Modelled Response Capability	First Attendance	Second Attendance
Average Response Time (minutes:seconds)	+ 0:53	+ 2:13
Response Standard Achieved (number of incidents)	No Change	No Change

Table 14: Modelled response capability for the four incidents resulting in a fire related injury located where Cranborne Fire Station would support the initial response plan during the five-year period from 1 April 2019 to 31 March 2024

Mobilising records for these three incidents resulting in a fire related injury show that Cranborne Fire Station's pumping appliance was actually available and mobilised to two (66.67%) of these incidents. Whilst the unavailability of the pumping appliance to attend these incidents may have been the result of simultaneous demand, this does provide an indication of the frequency that, during the reviewed five-year period, Cranborne Fire Station's pumping appliance was not available to attend the incidents resulting in fire related injury, located where it would have supported the initial response.

During the annual period 1 April 2024 to 31 March 2025, availability of Cranborne Fire Station's pumping appliance, inclusive of imports, averaged 40.24%. Assuming a uniform distribution of incidents and appliance availability, applying this most recent level of availability to the five-year review period, 1 April 2019 to 31 March 2024, would suggest that Cranborne Fire Station's pumping appliance would likely have been available for one of the three incidents resulting in a fire related injury where its pumping appliance would be required to support the initial response.

Fire Related Fatalities

Fire related fatalities are those that have been determined by the coroner as being caused by fire; fatalities that have occurred at incidents where the cause of death is yet to be determined by the coroner, have also been included. For the purpose of this review, response capability to incidents where a fire related fatality occurred has been reviewed against the response standard for property fire with sleeping risk incidents, however, it is acknowledged that this response standard is not necessarily applicable to all incidents where a fire related fatality occurred. See Property Fire with Sleeping Risk section for applicable response standard and response area maps.

Modelled responses to incidents during the five-year period from 1 April 2019 to 31 March 2024, have identified no incidents resulting in a fire related fatality, located where Cranborne Fire Station would provide either the nearest or second nearest pumping appliance.

High Risk 'Safe & Well' Properties

DWFRS undertakes Safe & Well visits to eligible domestic dwellings within the Service area, during which fire safety advice and interventions are delivered to reduce the risk, and mitigate the impact of, accidental dwelling fires. As part of the Safe & Well process, a risk level is determined

both pre- and post- visit, ranging from very low to very high. For this section, properties have been identified within the DWFRS Service area that remain assessed as high or very high risk following completion of a Safe & Well visit during the period 1 April 2019 to 31 March 2024.

Response modelling has been used to identify the nearest pumping appliance to all high risk Safe & Well properties within the DWFRS Service area and determine whether, in the event of a property fire occurring, the ten-minute response standard for the first attending pumping appliance would be achieved.

Modelled responses have identified 57 high risk Safe & Well properties located where Cranborne Fire Station would provide the nearest pumping appliance; four (7.02%) of these properties would receive a first attending pumping appliance within the ten-minute response standard.

Modelled Response Capability to High Risk Safe & Well Properties Located where Cranborne Fire Station Would Provide the Nearest Pumping Appliance	
Modelled Response including Cranborne Fire Station	
Number of properties where Cranborne Fire Station provides the nearest pumping appliance	57
Number of properties located within ten-minute response area	4 (7.02%)
Modelled Response excluding Cranborne Fire Station	
Number of properties located within ten-minute response area	0 (0.00%)
Impact on Modelled Response Capability	
Number of properties located within ten-minute response area	- 4

Table 15: Modelled response capability for the high risk Safe & Well properties located where Cranborne Fire Station would provide the nearest response, following visits undertaken during the five-year period from 1 April 2019 to 31 March 2024

Closure of Cranborne Fire Station would require the initial response to these 57 high risk Safe & Well properties be fulfilled by resources from the neighbouring fire stations at Blandford, Salisbury and Verwood. Modelled responses based on the closure of Cranborne Fire Station have indicated that four fewer properties would receive a first attending pumping appliance within the ten-minute response standard.

Risk Sites

The Fire Cover Review (FCR) 2023 identified risk sites in the DWFRS Service area within the following categories:

- High Rise,
- Care Homes,
- Hospitals,
- Wildfire,
- Heritage,
- Thatch,
- COMAH and MACR, and
- Flooding.

Response modelling has been used to identify the nearest pumping appliance to all risk sites identified within the DWFRS Service area and determine whether, in the event of an incident occurring, the applicable response standard for the first attending pumping appliance would be

achieved. Where there is no response standard applicable to the risk site or likely incident scenario, a notional ten-minute response standard has been used for all fire scenarios and fifteen-minute response standard for non-fire scenarios.

High Rise

Modelled responses have identified no high rise risk sites located where Cranborne Fire Station would provide the nearest pumping appliance.

Care Homes

Modelled responses have identified one care home risk sites located where Cranborne Fire Station would provide the nearest pumping appliance; one (100.00%) of these properties would receive a first attending pumping appliance within the ten-minute response standard.

Modelled Response Capability to Care home Risk Sites Located where Cranborne Fire Station Would Provide the Nearest Pumping Appliance	
Modelled Response including Cranborne Fire Station	
Number of risk sites where Cranborne Fire Station provides the nearest pumping appliance	1
Number of risk sites located within ten-minute response area	1 (100.00%)
Modelled Response excluding Cranborne Fire Station	
Number of risk sites located within ten-minute response area	0 (0.00%)
Impact on Modelled Response Capability	
Number of risk sites located within ten-minute response area	- 1

Table 16: Modelled response capability for the care home risk sites identified in the FCR (2023), located where Cranborne Fire Station would provide the nearest response

Closure of Cranborne Fire Station would require the initial response to this one care home risk site be fulfilled by resources from the neighbouring fire station at Verwood. Modelled responses based on the closure of Cranborne Fire Station have indicated that one fewer risk site would receive a first attending pumping appliance within the ten-minute response standard.

Hospitals

Modelled responses have identified no hospital risk sites located where Cranborne Fire Station would provide the nearest pumping appliance.

Wildfire

Modelled responses have identified two wildfire risks sites located where Cranborne Fire Station would provide the nearest pumping appliance; none (0.00%) of these risk sites would receive a first attending pumping appliance within the ten-minute response standard.

Modelled Response Capability to Wildfire Risk Sites Located where Cranborne Fire Station Would Provide the Nearest Pumping Appliance	
Modelled Response including Cranborne Fire Station	
Number of risk sites where Cranborne Fire Station provides the nearest pumping appliance	2
Number of risk sites located within ten-minute response area	0 (0.00%)
Modelled Response excluding Cranborne Fire Station	
Number of risk sites located within ten-minute response area	0 (0.00%)
Impact on Modelled Response Capability	
Number of risk sites located within ten-minute response area	No Change

Table 17: Modelled response capability for the wildfire risk sites identified in the FCR (2023), located where Cranborne Fire Station would provide the nearest response

Closure of Cranborne Fire Station would require the initial response to these two wildfire risk sites be fulfilled by resources from the neighbouring fire station Salisbury. Modelled responses based on the closure of Cranborne Fire Station have indicated that two fewer risk sites would receive a first attending pumping appliance within the ten-minute response standard.

Heritage

Modelled responses have identified 22 heritage risk sites located where Cranborne Fire Station would provide the nearest pumping appliance; five (22.73%) of these properties would receive a first attending pumping appliance within the ten-minute response standard.

Modelled Response Capability to Heritage Risk Sites Located where Cranborne Fire Station Would Provide the Nearest Pumping Appliance	
Modelled Response including Cranborne Fire Station	
Number of risk sites where Cranborne Fire Station provides the nearest pumping appliance	22
Number of risk sites located within ten-minute response area	5 (22.73%)
Modelled Response excluding Cranborne Fire Station	
Number of risk sites located within ten-minute response area	0 (0.00%)
Impact on Modelled Response Capability	
Number of risk sites located within ten-minute response area	- 5

Table 18: Modelled response capability for the heritage risk sites identified in the FCR (2023), located where Cranborne Fire Station would provide the nearest response

Closure of Cranborne Fire Station would require the initial response to these 22 heritage risk sites be fulfilled by resources from the neighbouring fire stations at Blandford, Salisbury, Verwood and Wimborne. Modelled responses based on the closure of Cranborne Fire Station have indicated that five fewer risk sites would receive a first attending pumping appliance within the ten-minute response standard.

Thatch

Modelled responses have identified 38 thatch risk sites located where Cranborne Fire Station would provide the nearest pumping appliance; three (7.89%) of these properties would receive a first attending pumping appliance within the ten-minute response standard.

Modelled Response Capability to Thatch Risk Sites Located where Cranborne Fire Station Would Provide the Nearest Pumping Appliance	
Modelled Response including Cranborne Fire Station	
Number of risk sites where Cranborne Fire Station provides the nearest pumping appliance	38
Number of risk sites located within ten-minute response area	3 (7.89%)
Modelled Response excluding Cranborne Fire Station	
Number of risk sites located within ten-minute response area	0 (0.00%)
Impact on Modelled Response Capability	
Number of risk sites located within ten-minute response area	- 3

Table 19: Modelled response capability for the thatch risk sites identified in the FCR (2023), located where Cranborne Fire Station would provide the nearest response

Closure of Cranborne Fire Station would require the initial response to these 38 thatch risk sites be fulfilled by resources from the neighbouring fire stations at Blandford, Salisbury, Verwood and Wimborne. Modelled responses based on the closure of Cranborne Fire Station have indicated that three fewer risk sites would receive a first attending pumping appliance within the ten-minute response standard.

COMAH / MACR

Modelled responses have identified no COMAH / MACR risk sites located where Cranborne Fire Station would provide the nearest pumping appliance.

Flooding

Modelled responses have identified four flooding risk sites located where Cranborne Fire Station would provide the nearest pumping appliance; three (75.00%) of these properties would receive a first attending pumping appliance within the fifteen-minute response standard.

Modelled Response Capability to Flooding Risk Sites Located where Cranborne Fire Station Would Provide the Nearest Pumping Appliance	
Modelled Response including Cranborne Fire Station	
Number of risk sites where Cranborne Fire Station provides the nearest pumping appliance	4
Number of risk sites located within 15-minute response area	3 (75.00%)
Modelled Response excluding Cranborne Fire Station	
Number of risk sites located within 15-minute response area	0 (0.00%)
Impact on Modelled Response Capability	
Number of risk sites located within 15-minute response area	- 3

Table 20: Modelled response capability for the flooding risk sites identified in the FCR (2023), located where Cranborne Fire Station would provide the nearest response

Closure of Cranborne Fire Station would require the initial response to these four flooding risk sites be fulfilled by resources from the neighbouring fire station at Verwood. Modelled responses based on the closure of Cranborne Fire Station have indicated that three fewer risk sites would receive a first attending pumping appliance within the fifteen-minute response standard.

Impact on Local Fire Stations

This section evaluates the impact on individual fire stations that would see a change in operational activity resulting from the closure of Cranborne Fire Station and removal of its pumping appliance. Response modelling has been used to measure the variation in the number of times each fire station would provide either the first or second nearest pumping appliance to all incidents during the review period. Whilst not all of these incidents would require a second pumping appliance on the initial response plan, this does provide an indication of the impact on neighbouring fire stations where they would be required to either support the initial response or provide resilience for when the nearest pumping appliance is not available.

Modelled responses to incidents during the five-year period from 1 April 2019 to 31 March 2024, based on both with and without the pumping appliance from Cranborne Fire Station, have identified an impact on pumping appliance mobilisations at the following local fire stations:

- Blandford Fire Station
- Wimborne Fire Station
- Ferndown Fire Station
- Verwood Fire Station
- Salisbury Fire Station
- Tisbury Fire Station

These mobilisations have been modelled assuming 100% appliance availability and do not take into account mobilisations for standby moves, reliefs, or those resulting from larger initial response plans or make-ups.

Blandford Fire Station

Modelled responses to all incidents during the five-year period from 1 April 2019 to 31 March 2024 where Cranborne Fire Station would provide either the first or second nearest pumping appliance, have identified 38 occasions where Blandford Fire Station would support or provide resilience to the initial response plan by providing either the first or the second nearest pumping.

Modelled responses to the same incidents without the availability of Cranborne Fire Station's pumping appliance, have identified 90 occasions where Blandford Fire Station would provide either the nearest or second nearest pumping appliance.

The closure of Cranborne Fire Station, and removal of its pumping appliance, would have seen an increase of 52 occasions where Blandford Fire Station's pumping appliance would provide the nearest or second nearest response to support or provide resilience to the initial response plan for incidents that occurred during the five-year period from 1 April 2019 to 31 March 2024.

Modelled Responses for Blandford Fire Station Pumping Appliances	
Modelled Responses based on availability of Cranborne Fire Station's Pumping Appliance	
Blandford (P1 or P7) modelled as nearest pumping appliance	0
Blandford (P1 or P7) modelled as second nearest pumping appliance	38
Blandford Fire Station	38
Modelled Responses based on removal of Cranborne Fire Station's Pumping Appliance	
Blandford (P1 or P7) modelled as nearest pumping appliance	38
Blandford (P1 or P7) modelled as second nearest pumping appliance	52
Blandford Fire Station	90
Impact on Modelled Responses for Blandford Fire Station	
Blandford (P1 or P7) modelled as nearest pumping appliance	+ 38
Blandford (P1 or P7) modelled as second nearest pumping appliance	+ 14
Blandford Fire Station	+ 52

Table 21: Modelled responses of Blandford Fire Station's pumping appliance to support or provide resilience to the initial response plan to incidents during the five-year period from 1 April 2019 to 31 March 2024, located where Cranborne Fire Station would provide the first or second nearest response, with and without availability of Cranborne Fire Station's pumping appliance

For context, during the five-year review period from 1 April 2019 to 31 March 2024, Blandford Fire Station's pumping appliances were actually mobilised on 1,291 occasions to incidents within the DWFRS Service area, not including standby movements.

Wimborne Fire Station

Modelled responses to all incidents during the five-year period from 1 April 2019 to 31 March 2024 where Cranborne Fire Station would provide either the first or second nearest pumping appliance, have identified two occasions where Wimborne Fire Station would support or provide resilience to the initial response plan by providing either the first or the second nearest pumping.

Modelled responses to the same incidents without the availability of Cranborne Fire Station's pumping appliance, have identified 81 occasions where Wimborne Fire Station would provide either the nearest or second nearest pumping appliance.

The closure of Cranborne Fire Station, and removal of its pumping appliance, would have seen an increase of 79 occasions where Wimborne Fire Station's pumping appliance would provide the nearest or second nearest response to support or provide resilience to the initial response plan for incidents that occurred during the five-year period from 1 April 2019 to 31 March 2024.

Modelled Responses for Wimborne Fire Station Pumping Appliances	
Modelled Responses based on availability of Cranborne Fire Station's Pumping Appliance	
Wimborne (P1 or P4) modelled as nearest pumping appliance	0
Wimborne (P1 or P4) modelled as second nearest pumping appliance	2
Wimborne Fire Station	2
Modelled Responses based on removal of Cranborne Fire Station's Pumping Appliance	
Wimborne (P1 or P4) modelled as nearest pumping appliance	2
Wimborne (P1 or P4) modelled as second nearest pumping appliance	79
Wimborne Fire Station	81
Impact on Modelled Responses for Wimborne Fire Station	
Wimborne (P1 or P4) modelled as nearest pumping appliance	+ 2
Wimborne (P1 or P4) modelled as second nearest pumping appliance	+ 77
Wimborne Fire Station	+ 79

Table 22: Modelled responses of Wimborne Fire Station's pumping appliance to support or provide resilience to the initial response plan to incidents during the five-year period from 1 April 2019 to 31 March 2024, located where Cranborne Fire Station would provide the first or second nearest response, with and without availability of Cranborne Fire Station's pumping appliance

For context, during the five-year review period from 1 April 2019 to 31 March 2024, Wimborne Fire Station's pumping appliances were actually mobilised on 1,529 occasions to incidents within the DWFRS Service area, not including standby movements.

Ferndown Fire Station

Modelled responses to all incidents during the five-year period from 1 April 2019 to 31 March 2024 where Cranborne Fire Station would provide either the first or second nearest pumping appliance, have identified no occasions where Ferndown Fire Station would support or provide resilience to the initial response plan by providing either the first or the second nearest pumping.

Modelled responses to the same incidents without the availability of Cranborne Fire Station’s pumping appliance, have identified 401 occasions where Ferndown Fire Station would provide either the nearest or second nearest pumping appliance.

The closure of Cranborne Fire Station, and removal of its pumping appliance, would have seen an increase of 401 occasions where Ferndown Fire Station’s pumping appliance would provide the nearest or second nearest response to support or provide resilience to the initial response plan for incidents that occurred during the five-year period from 1 April 2019 to 31 March 2024.

Modelled Responses for Ferndown Fire Station Pumping Appliances	
Modelled Responses based on availability of Cranborne Fire Station’s Pumping Appliance	
Ferndown (P1) modelled as nearest pumping appliance	0
Ferndown (P1) modelled as second nearest pumping appliance	0
Ferndown Fire Station	0
Modelled Responses based on removal of Cranborne Fire Station’s Pumping Appliance	
Ferndown (P1) modelled as nearest pumping appliance	0
Ferndown (P1) modelled as second nearest pumping appliance	401
Ferndown Fire Station	401
Impact on Modelled Responses for Ferndown Fire Station	
Ferndown (P1) modelled as nearest pumping appliance	No Change
Ferndown (P1) modelled as second nearest pumping appliance	+ 401
Ferndown Fire Station	+ 401

Table 23: Modelled responses of Ferndown Fire Station’s pumping appliance to support or provide resilience to the initial response plan to incidents during the five-year period from 1 April 2019 to 31 March 2024, located where Cranborne Fire Station would provide the first or second nearest response, with and without availability of Cranborne Fire Station’s pumping appliance

For context, during the five-year review period from 1 April 2019 to 31 March 2024, Ferndown Fire Station’s pumping appliance was actually mobilised on 1,576 occasions to incidents within the DWFRS Service area, not including standby movements.

Verwood Fire Station

Modelled responses to all incidents during the five-year period from 1 April 2019 to 31 March 2024 where Cranborne Fire Station would provide either the first or second nearest pumping appliance, have identified 501 occasions where Verwood Fire Station would support or provide resilience to the initial response plan by providing either the first or the second nearest pumping.

Modelled responses to the same incidents without the availability of Cranborne Fire Station's pumping appliance, have identified 502 occasions where Verwood Fire Station would provide either the nearest or second nearest pumping appliance.

The closure of Cranborne Fire Station, and removal of its pumping appliance, would have seen an increase of one occasion where Verwood Fire Station's pumping appliance would provide the nearest or second nearest response to support or provide resilience to the initial response plan for incidents that occurred during the five-year period from 1 April 2019 to 31 March 2024.

Modelled Responses for Verwood Fire Station Pumping Appliances	
Modelled Responses based on availability of Cranborne Fire Station's Pumping Appliance	
Verwood (P1) modelled as nearest pumping appliance	370
Verwood (P1) modelled as second nearest pumping appliance	131
Verwood Fire Station	501
Modelled Responses based on removal of Cranborne Fire Station's Pumping Appliance	
Verwood (P1) modelled as nearest pumping appliance	501
Verwood (P1) modelled as second nearest pumping appliance	1
Verwood Fire Station	502
Impact on Modelled Responses for Verwood Fire Station	
Verwood (P1) modelled as nearest pumping appliance	+ 131
Verwood (P1) modelled as second nearest pumping appliance	- 130
Verwood Fire Station	+1

Table 24: Modelled responses of Verwood Fire Station's pumping appliance to support or provide resilience to the initial response plan to incidents during the five-year period from 1 April 2019 to 31 March 2024, located where Cranborne Fire Station would provide the first or second nearest response, with and without availability of Cranborne Fire Station's pumping appliance

For context, during the five-year review period from 1 April 2019 to 31 March 2024, Verwood Fire Station's pumping appliance was actually mobilised on 674 occasions to incidents within the DWFRS Service area, not including standby movements.

Salisbury Fire Station

Modelled responses to all incidents during the five-year period from 1 April 2019 to 31 March 2024 where Cranborne Fire Station would provide either the first or second nearest pumping appliance, have identified 27 occasions where Salisbury Fire Station would support or provide resilience to the initial response plan by providing either the first or the second nearest pumping.

Modelled responses to the same incidents without the availability of Cranborne Fire Station's pumping appliance, have identified 54 occasions where Salisbury Fire Station would provide either the nearest or second nearest pumping appliance.

The closure of Cranborne Fire Station, and removal of its pumping appliance, would have seen an increase of 27 occasions where Salisbury Fire Station's pumping appliances would provide the nearest or second nearest response to support or provide resilience to the initial response plan for incidents that occurred during the five-year period from 1 April 2019 to 31 March 2024.

Modelled Responses for Salisbury Fire Station Pumping Appliances	
Modelled Responses based on availability of Cranborne Fire Station's Pumping Appliance	
Salisbury (P1 or P4) modelled as nearest pumping appliance	8
Salisbury (P1 or P4) modelled as second nearest pumping appliance	19
Salisbury Fire Station	27
Modelled Responses based on removal of Cranborne Fire Station's Pumping Appliance	
Salisbury (P1 or P4) modelled as nearest pumping appliance	27
Salisbury (P1 or P4) modelled as second nearest pumping appliance	27
Salisbury Fire Station	54
Impact on Modelled Responses for Salisbury Fire Station	
Salisbury (P1 or P4) modelled as nearest pumping appliance	+ 19
Salisbury (P1 or P4) modelled as second nearest pumping appliance	+ 8
Salisbury Fire Station	+ 27

Table 25: Modelled responses of Salisbury Fire Station's pumping appliance to support or provide resilience to the initial response plan to incidents during the five-year period from 1 April 2019 to 31 March 2024, located where Cranborne Fire Station would provide the first or second nearest response, with and without availability of Cranborne Fire Station's pumping appliance

For context, during the five-year review period from 1 April 2019 to 31 March 2024, Salisbury Fire Station's pumping appliances were actually mobilised on 4,830 occasions to incidents within the DWFRS Service area, not including standby movements.

Tisbury Fire Station

Modelled responses to all incidents during the five-year period from 1 April 2019 to 31 March 2024 where Cranborne Fire Station would provide either the first or second nearest pumping appliance, have identified no occasions where Tisbury Fire Station would support or provide resilience to the initial response plan by providing either the first or the second nearest pumping.

Modelled responses to the same incidents without the availability of Cranborne Fire Station's pumping appliance, have identified eight occasions where Tisbury Fire Station would provide either the nearest or second nearest pumping appliance.

The closure of Cranborne Fire Station, and removal of its pumping appliance, would have seen an increase of eight occasions where Tisbury Fire Station's pumping appliance would provide the nearest or second nearest response to support or provide resilience to the initial response plan for incidents that occurred during the five-year period from 1 April 2019 to 31 March 2024.

Modelled Responses for Tisbury Fire Station Pumping Appliances	
Modelled Responses based on availability of Cranborne Fire Station's Pumping Appliance	
Tisbury (P1) modelled as nearest pumping appliance	0
Tisbury (P1) modelled as second nearest pumping appliance	0
Tisbury Fire Station	0
Modelled Responses based on removal of Cranborne Fire Station's Pumping Appliance	
Tisbury (P1) modelled as nearest pumping appliance	0
Tisbury (P1) modelled as second nearest pumping appliance	8
Tisbury Fire Station	8
Impact on Modelled Responses for Tisbury Fire Station	
Tisbury (P1) modelled as nearest pumping appliance	No Change
Tisbury (P1) modelled as second nearest pumping appliance	+ 8
Tisbury Fire Station	+ 8

Table 26: Modelled responses of Tisbury Fire Station's pumping appliance to support or provide resilience to the initial response plan to incidents during the five-year period from 1 April 2019 to 31 March 2024, located where Cranborne Fire Station would provide the first or second nearest response, with and without availability of Cranborne Fire Station's pumping appliance

For context, during the five-year review period from 1 April 2019 to 31 March 2024, Tisbury Fire Station's pumping appliance was actually mobilised on 311 occasions to incidents within the DWFRS Service area, not including standby movements.

Resilience

This section evaluates the resilience of Cranborne Fire Station and the following local or otherwise impacted fire stations with a pumping appliance crewed using the on-call duty system:

- Blandford Fire Station
- Wimborne Fire Station
- Ferndown Fire Station
- Verwood Fire Station
- Salisbury Fire Station
- Tisbury Fire Station

Cranborne Fire Station

Station Isolation

Table 27 details the ten nearest pumping appliances within DWFRS to Cranborne Fire Station, ranked by response time incorporating turn-out and travel time; Table 28 details pumping appliances from neighbouring fire and rescue services that would provide a response within that of the nearest ten DWFRS pumping appliances.

Nearest Pumping Appliances to Cranborne Fire Station				
Appliance	Fire Station	Crewing Model	Response Time	Availability
P1	Verwood	On-Call Duty System	13 minutes	98.26%
P1	Wimborne	On-Call Duty System	20 minutes	96.38%
P4	Wimborne	On-Call Duty System	20 minutes	38.28%
P1	Blandford	On-Call Duty System	26 minutes	98.79%
P7	Blandford	On-Call Duty System	26 minutes	57.59%
P1	Ferndown	On-Call Duty System	29 minutes	65.78%
P1	Springbourne	Wholetime Duty System	29 minutes	N/A
P1	Christchurch	Day Duty System	30 / 33 minutes	99.57% *
P1	Wilton	On-Call Duty System	31 minutes	65.73%
P4	Christchurch	On-Call Duty System	33 minutes	74.01% *

Table 27: Nearest ten pumping appliances within DWFRS to Cranborne Fire Station by response time to fire station (response time incorporates turn-out time plus travel time) with on-call appliance availability, inclusive of imports, for period 1 April 2024 to 31 March 2025 (* availability for Christchurch P1 and Christchurch P4 have been calculated by applying the on-call availability to the Day Duty crewing model, assuming 100% availability of Christchurch P1 during the Day Duty period, however the on-call section were responsible for crewing only Christchurch P4 during this period).

Nearest Pumping Appliances to Cranborne Fire Station from Neighbouring Fire and Rescue Services				
Appliance	Fire Station	Fire and Rescue Service	Crewing Model	Response Time
P7	Fordingbridge	Hampshire & Isle of Wight	On-Call Duty System	18 minutes
P7	Ringwood	Hampshire & Isle of Wight	On-Call Duty System	25 minutes
P1	Burley	Hampshire & Isle of Wight	On-Call Duty System	31 minutes

Table 28: Nearest pumping appliances from neighbouring fire and rescue services to Cranborne Fire Station by response time to fire station (response time incorporates turn-in time plus travel time)

On-Call Availability and Incident Distribution

During the period 1 April 2024 to 31 March 2025, Cranborne Fire Station’s pumping appliance averaged 40.24% availability with imports, and 39.71% without imports (Figure 7).

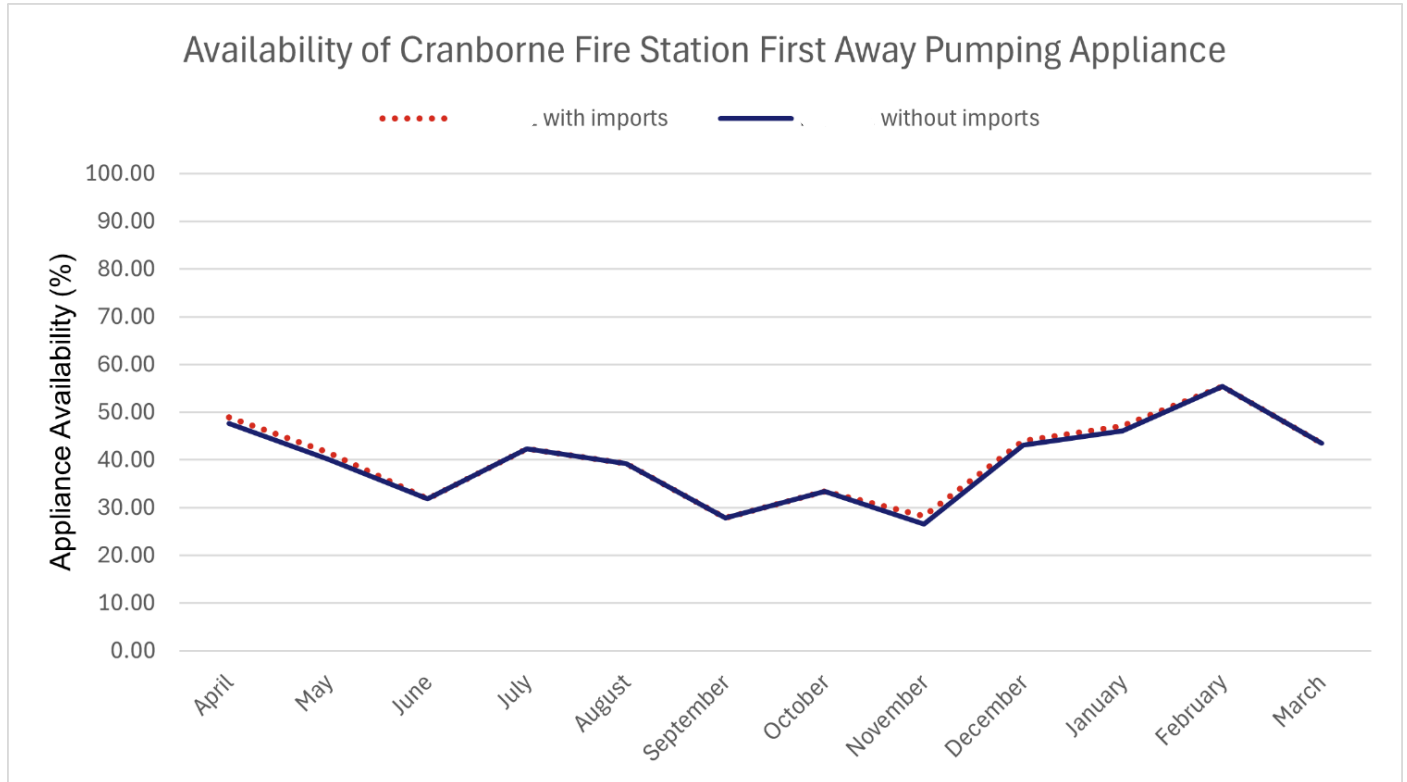


Figure 7: Average availability of Cranborne Fire Station first-away pumping appliance for the period 1 April 2024 to 31 March 2025

Figure 8 and Figure 10 detail the average number of on-call personnel available at Cranborne Fire Station, per half hour time block, during the period 1 April 2024 to 31 March 2025, for weekdays and weekends respectively. This does not account for the required skills to meet the minimum crewing rules and so does not necessarily translate into appliance availability; however, it does provide an indication of potential future appliance availability subject to fulfilling any training requirements where required.

Figure 9 and Figure 11 illustrate the distribution of incidents during the period 1 April 2019 to 31 March 2024 where Cranborne Fire Station would provide the nearest pumping appliance, for weekdays and weekends respectively.

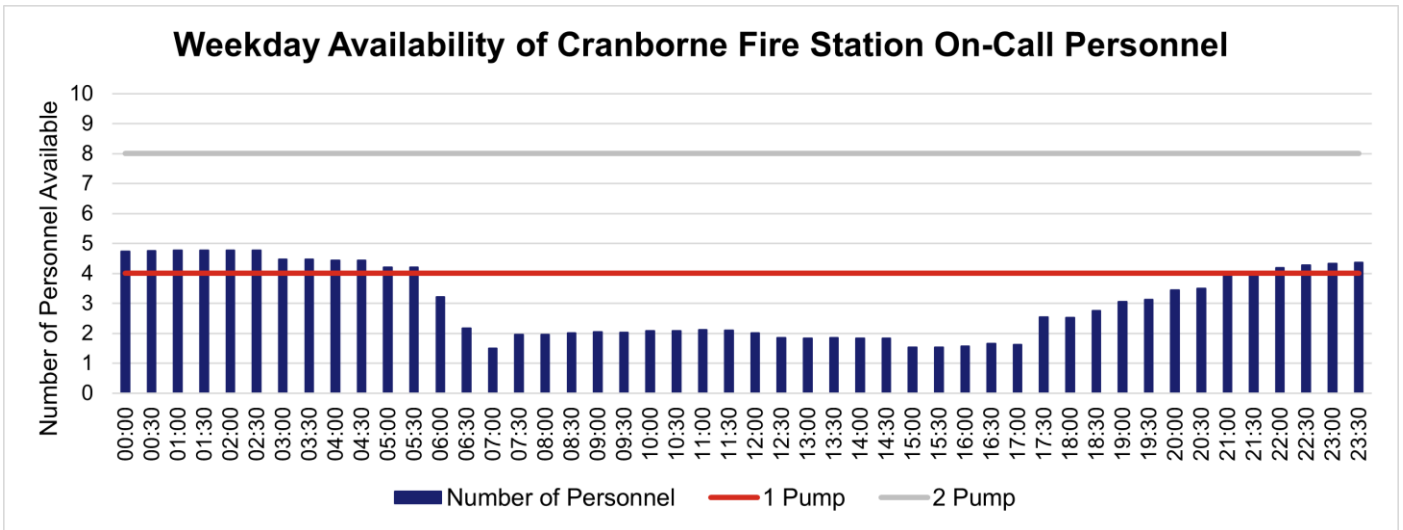


Figure 8: Average Monday to Friday availability of Cranborne Fire Station on-call personnel for the period 1 April 2024 to 31 March 2025

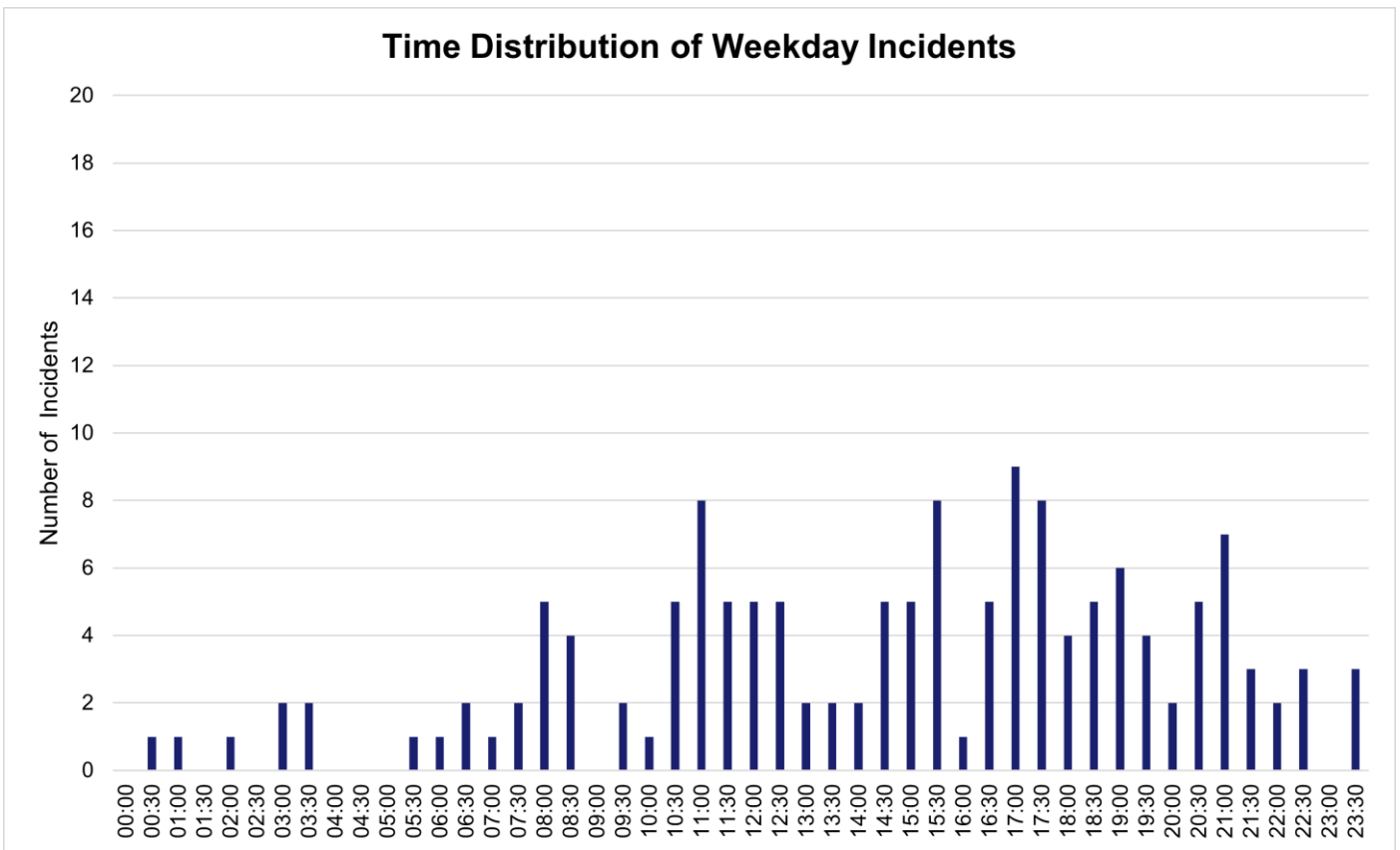


Figure 9: Distribution by time of day of weekday incidents during the period 1 April 2019 to 31 March 2024, where Cranborne fire station would provide the first attending pumping appliance

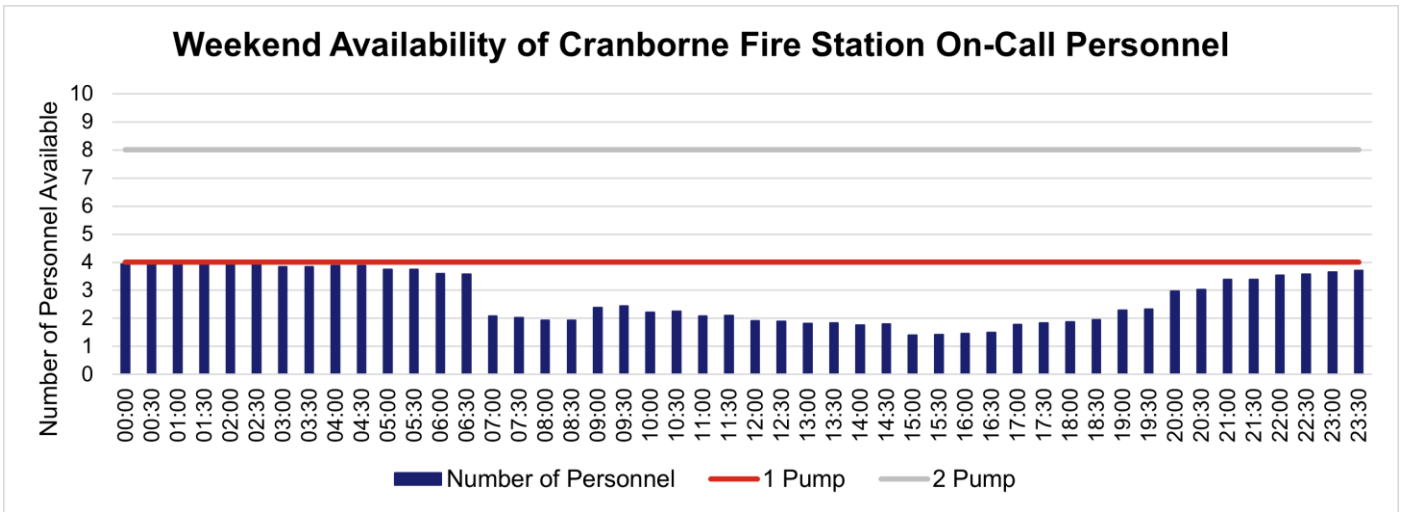


Figure 10: Average Saturday and Sunday availability of Cranborne Fire Station on-call personnel for the period 1 April 2024 to 31 March 2025

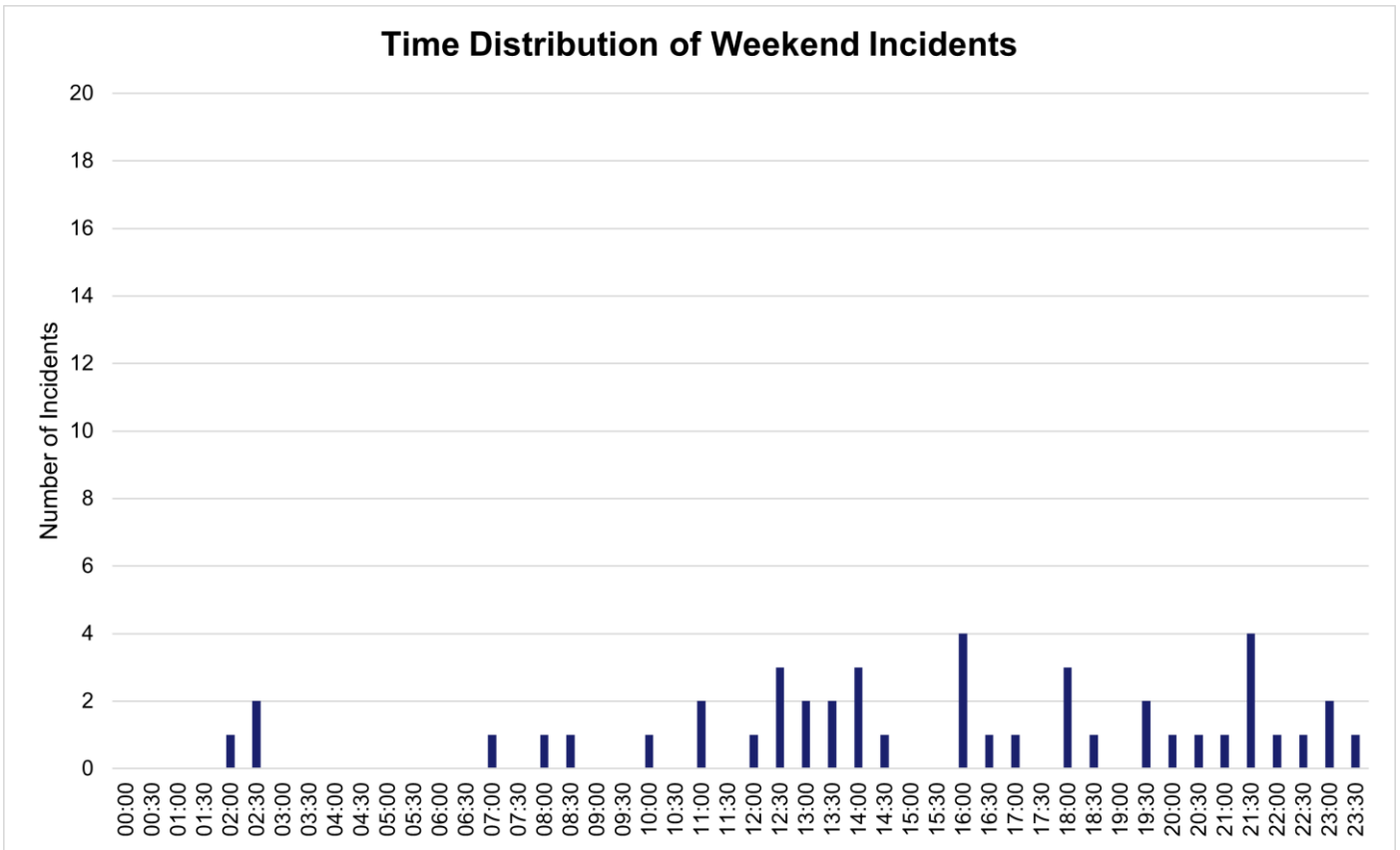


Figure 11: Distribution by time of day of weekend incidents during the period 1 April 2019 to 31 March 2024, where Cranborne fire station would provide the first attending pumping appliance

On-Call Establishment

Cranborne Fire Station had a total of seven individuals on the on-call duty system for all or part of the period 1 April 2024 to 30 March 2025; collectively these individuals were contracted to provide a total of 28,841.50 hours across the period, averaging 554.64 hours per week, 46.22% of the optimum contracted cover required for an on-call fire station with one pumping appliance. During this period, these individuals provided a total of 28,903.50 positive hours, averaging 555.84 hours per week, 46.32% of the optimum cover required.

On-Call Establishment for Cranborne Fire Station				
	Optimum		Actual	
	Weekly	Annual	Weekly Average	Annual Total
Fire Station Contracted Hours	1,200	62,400	554.64 (46.22%)	28,841.50
Fire Station Positive Hours			555.84 (46.32%)	28,903.50

Table 29: On-call establishment for Cranborne Fire Station, averaged for period 1 April 2024 to 30 March 2025 (52 weeks), compared to optimum establishment for an on-call fire station with one pumping appliance

Figure 12 illustrates how contracted and positive hours provided at Cranborne Fire Station has fluctuated during the period 1 April 2024 to 30 March 2025.

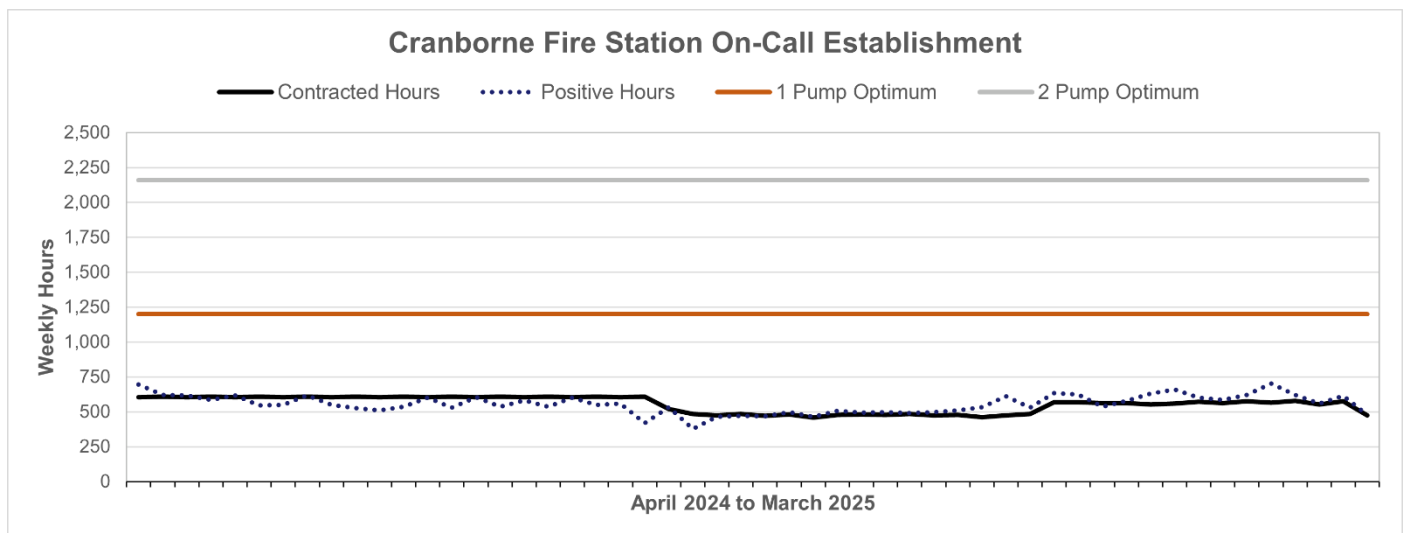


Figure 12: Total weekly contracted and positive hours for Cranborne Fire Station on-call establishment during the period 1 April 2024 to 30 March 2025

Blandford Fire Station

Blandford Fire Station has two pumping appliances, both crewed using the on-call duty system.

On-Call Availability and Incident Distribution

During the period 1 April 2024 to 31 March 2025, Blandford Fire Station’s first-away pumping appliance averaged 97.66% availability (Figure 13), and 57.27% availability for the second-away pumping appliance (Figure 14), excluding imports.

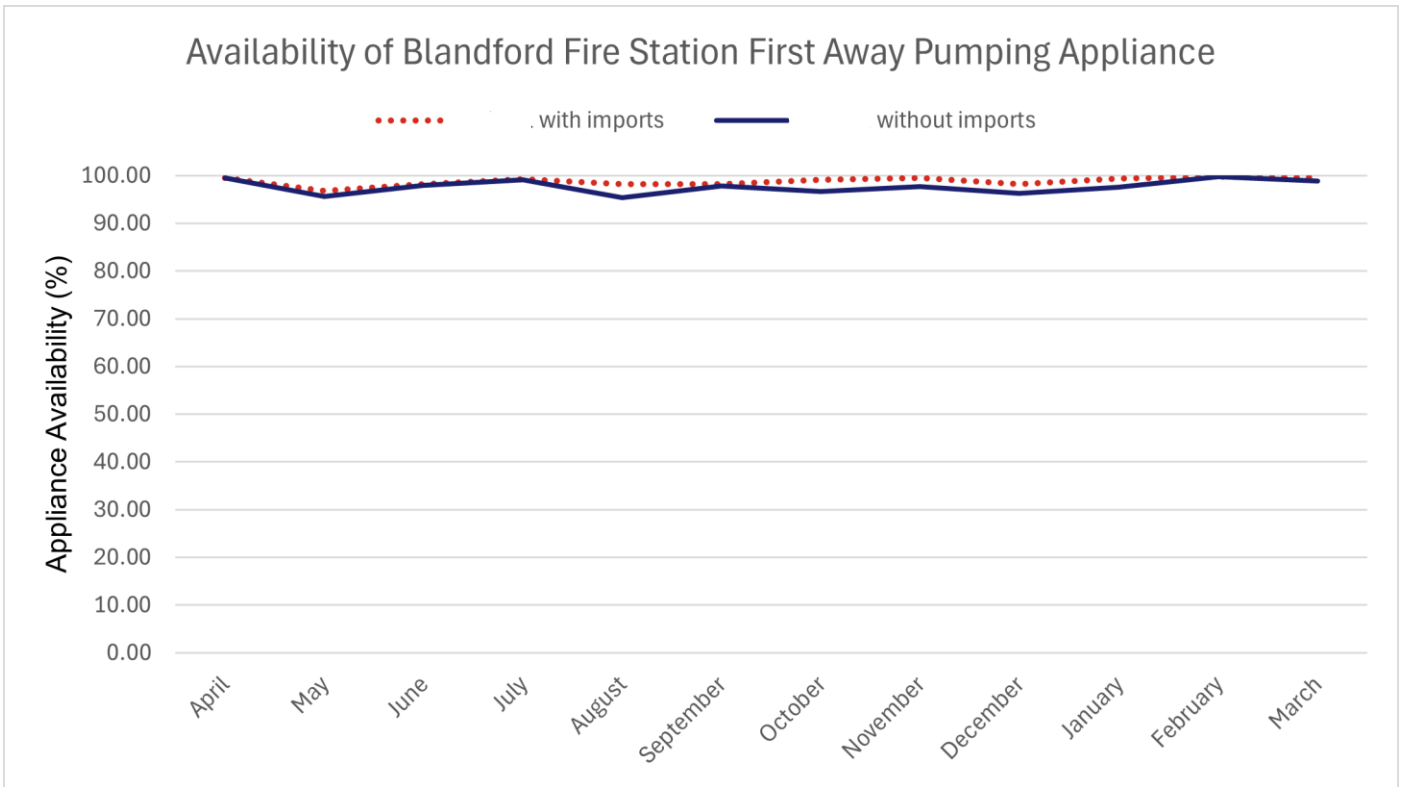


Figure 13: Average availability of Blandford Fire Station first-away pumping appliance for the period 1 April 2024 to 31 March 2025

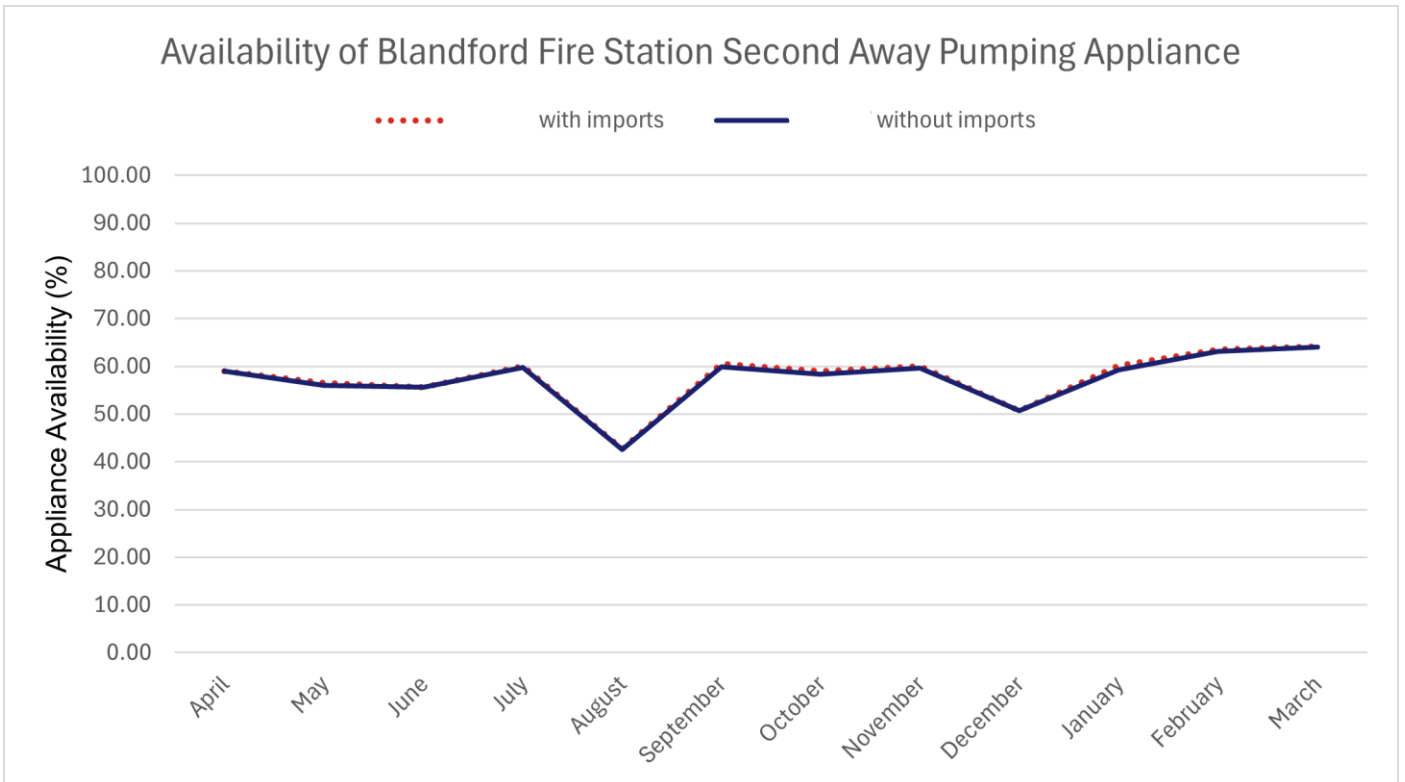


Figure 14: Average availability of Blandford Fire Station second-away pumping appliance for the period 1 April 2024 to 31 March 2025

Figure 15 and Figure 17 detail the average number of on-call personnel available at Blandford Fire Station, per half hour time block, during the period 1 April 2024 to 31 March 2025, for weekdays and weekends respectively. This does not account for the required skills to meet the minimum

crewing rules and so does not necessarily translate into appliance availability; however, it does provide an indication of potential future appliance availability subject to fulfilling any training requirements where required.

Figure 16 and Figure 18 illustrate the distribution of the additional incidents during the period 1 April 2019 to 31 March 2024 where Blandford Fire Station would provide the nearest pumping appliance based on the removal of Cranborne Fire Station’s pumping appliance, for weekdays and weekends respectively.

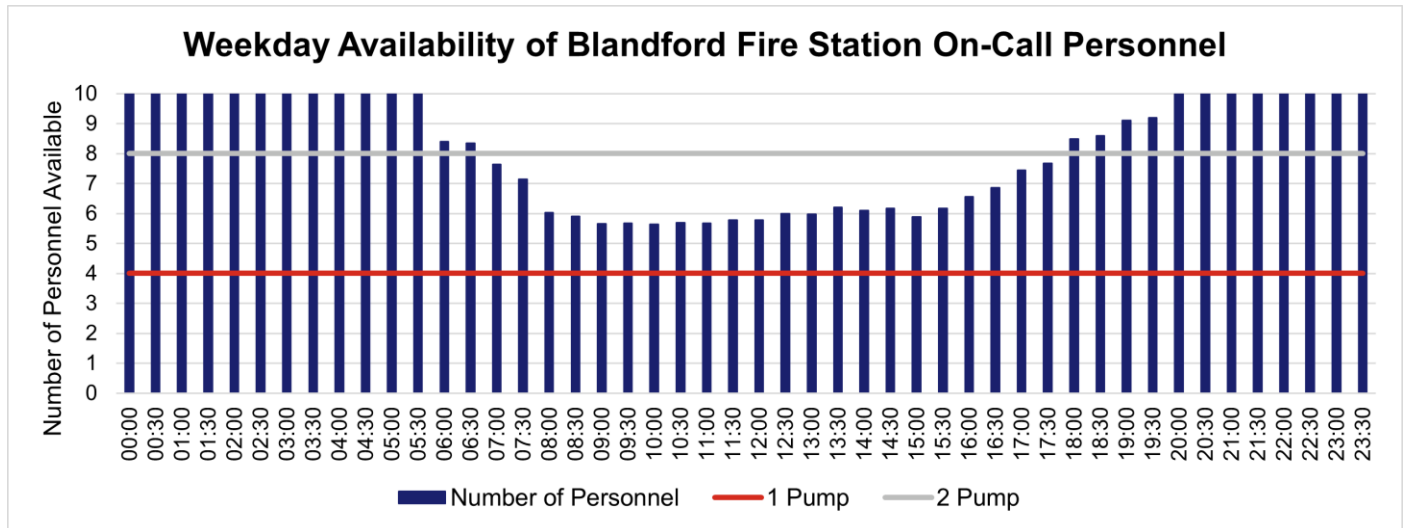


Figure 15: Average Monday to Friday availability of Blandford Fire Station on-call personnel for the period 1 April 2024 to 31 March 2025

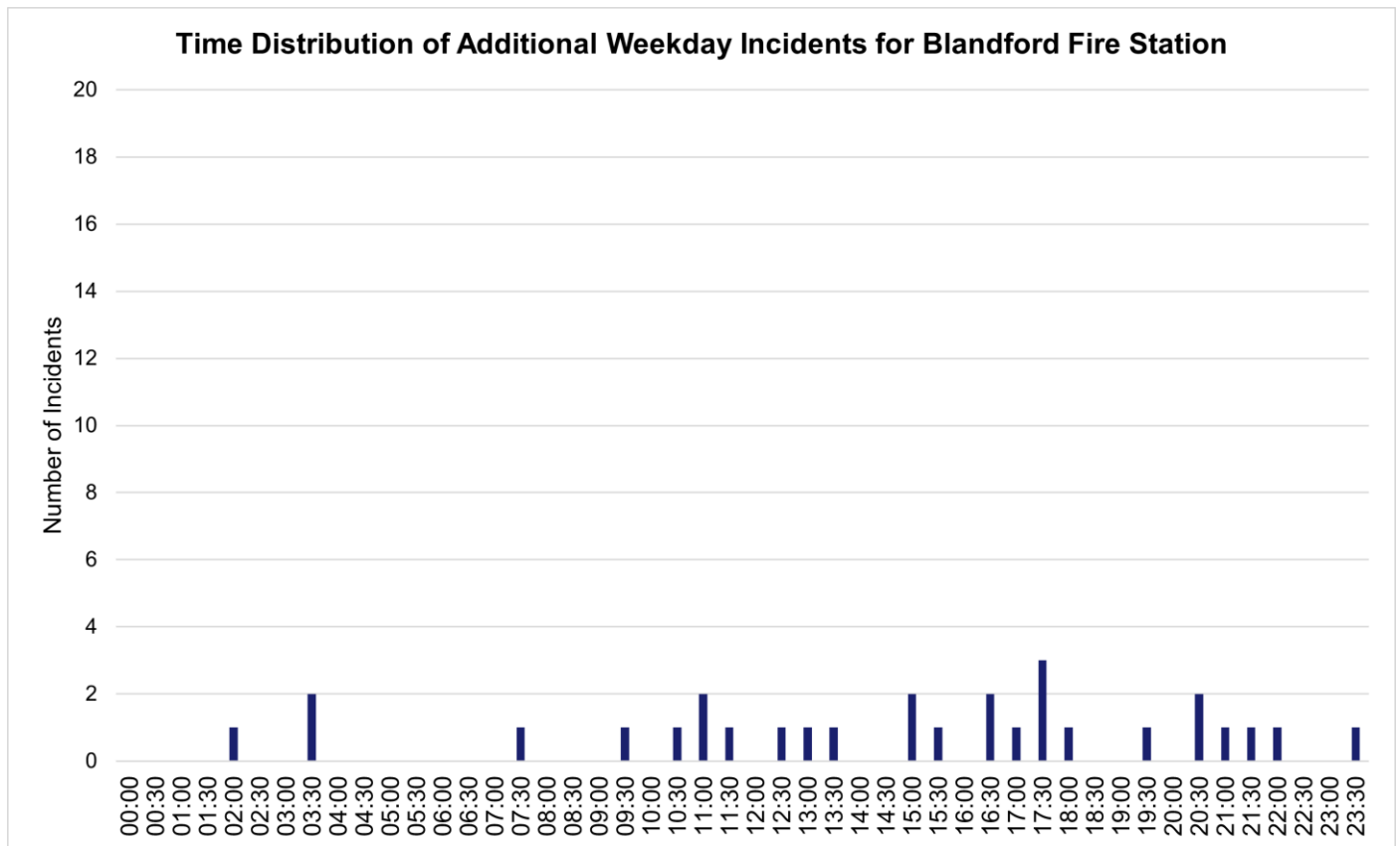


Figure 16: Distribution by time of day of additional weekday incidents during the period 1 April 2019 to 31 March 2024, where Blandford fire station would provide the first attending pumping appliance, based on removal of Cranborne Fire Station’s pumping appliance

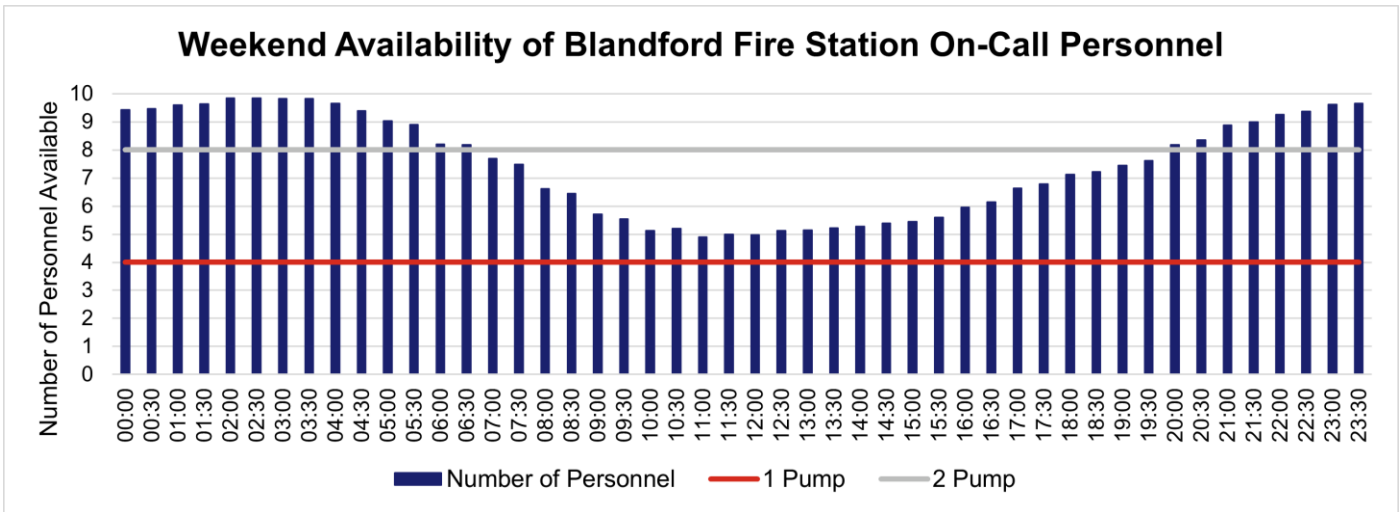


Figure 17: Average Saturday and Sunday availability of Blandford Fire Station on-call personnel for the period 1 April 2024 to 31 March 2025

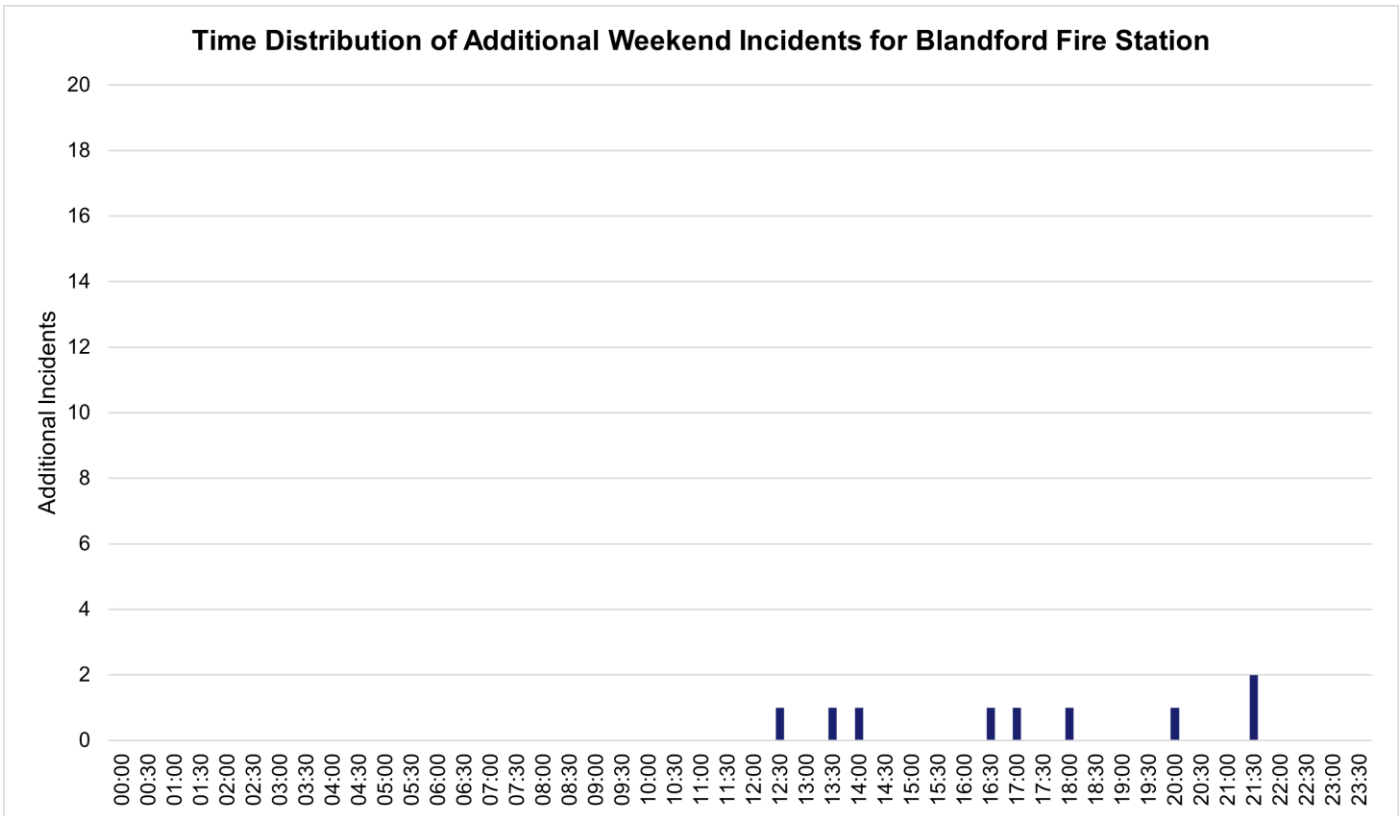


Figure 18: Distribution by time of day of additional weekend incidents during the period 1 April 2019 to 31 March 2024, where Blandford fire station would provide the first attending pumping appliance, based on removal of Cranborne Fire Station’s pumping appliance

On-Call Establishment

Blandford Fire Station had a total of 16 individuals on the on-call duty system for all or part of the period 1 April 2024 to 30 March 2025; collectively these individuals were contracted to provide a total of 75,530.00 hours across the period, averaging 1,452.50 hours per week, 67.25% of the optimum contracted cover required for an on-call fire station with two pumping appliances. During this period, these individuals provided a total of 82,155.75 positive hours, averaging 1,579.92 hours per week, 73.14% of the optimum cover required.

On-Call Establishment for Blandford Fire Station				
	Optimum		Actual	
	Weekly	Annual	Weekly Average	Annual Total
Fire Station Contracted Hours	2,160	112,320	1,452.50 (67.25%)	75,530.00
Fire Station Positive Hours			1,579.92 (73.14%)	82,155.75

Table 30: On-call establishment for Blandford Fire Station, averaged for period 1 April 2024 to 30 March 2025 (52 weeks), compared to optimum establishment for an on-call fire station with two pumping appliances

Figure 19 illustrates how contracted and positive hours provided at Blandford Fire Station has fluctuated during the period 1 April 2024 to 30 March 2025.

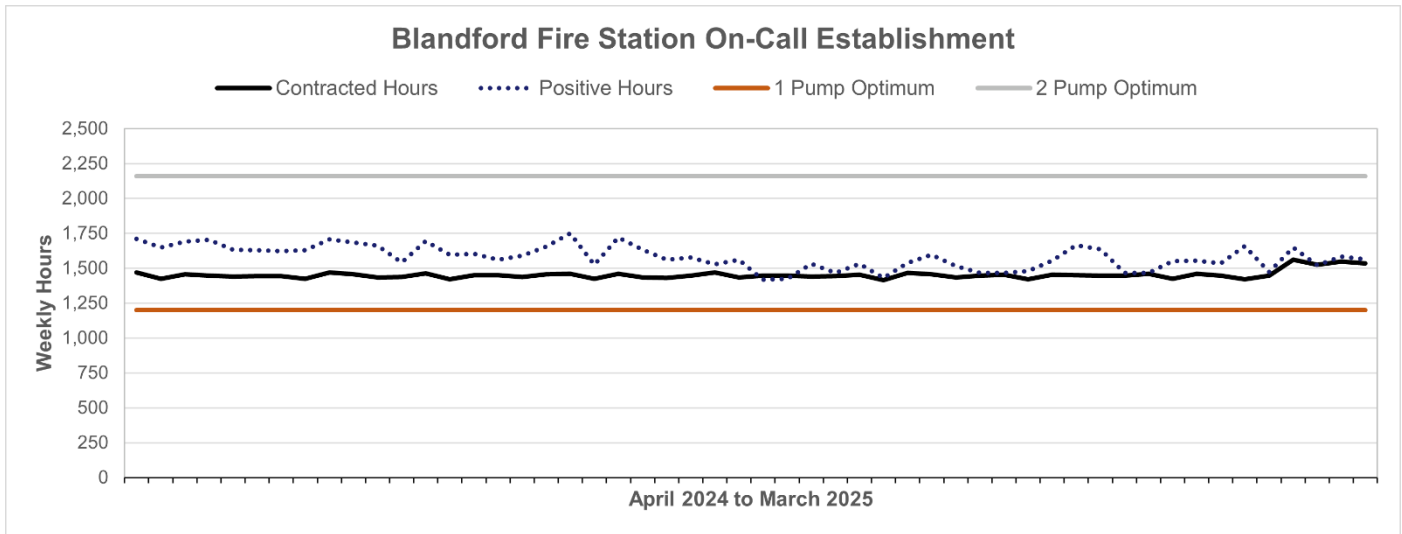


Figure 19: Total weekly contracted and positive hours for Blandford Fire Station on-call establishment during the period 1 April 2024 to 30 March 2025

Wimborne Fire Station

Wimborne Fire Station has two pumping appliances, both crewed using the on-call duty system.

On-Call Availability and Incident Distribution

During the period 1 April 2024 to 31 March 2025, Wimborne Fire Station’s first-away pumping appliance averaged 95.11% availability (Figure 20), and 37.95% availability for the second-away pumping appliance (Figure 21), excluding imports.

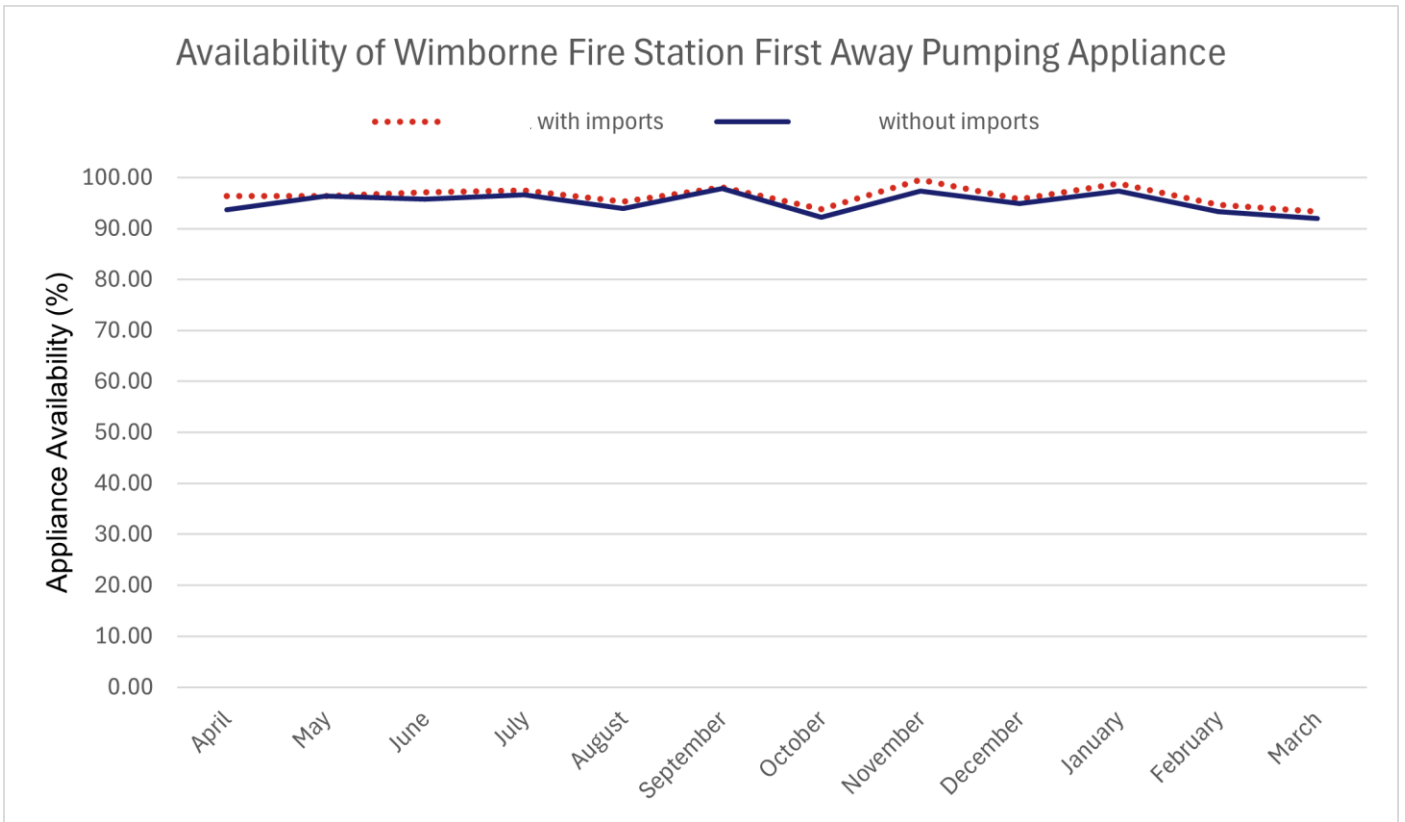


Figure 20: Average availability of Wimborne Fire Station first-away pumping appliance for the period 1 April 2024 to 31 March 2025

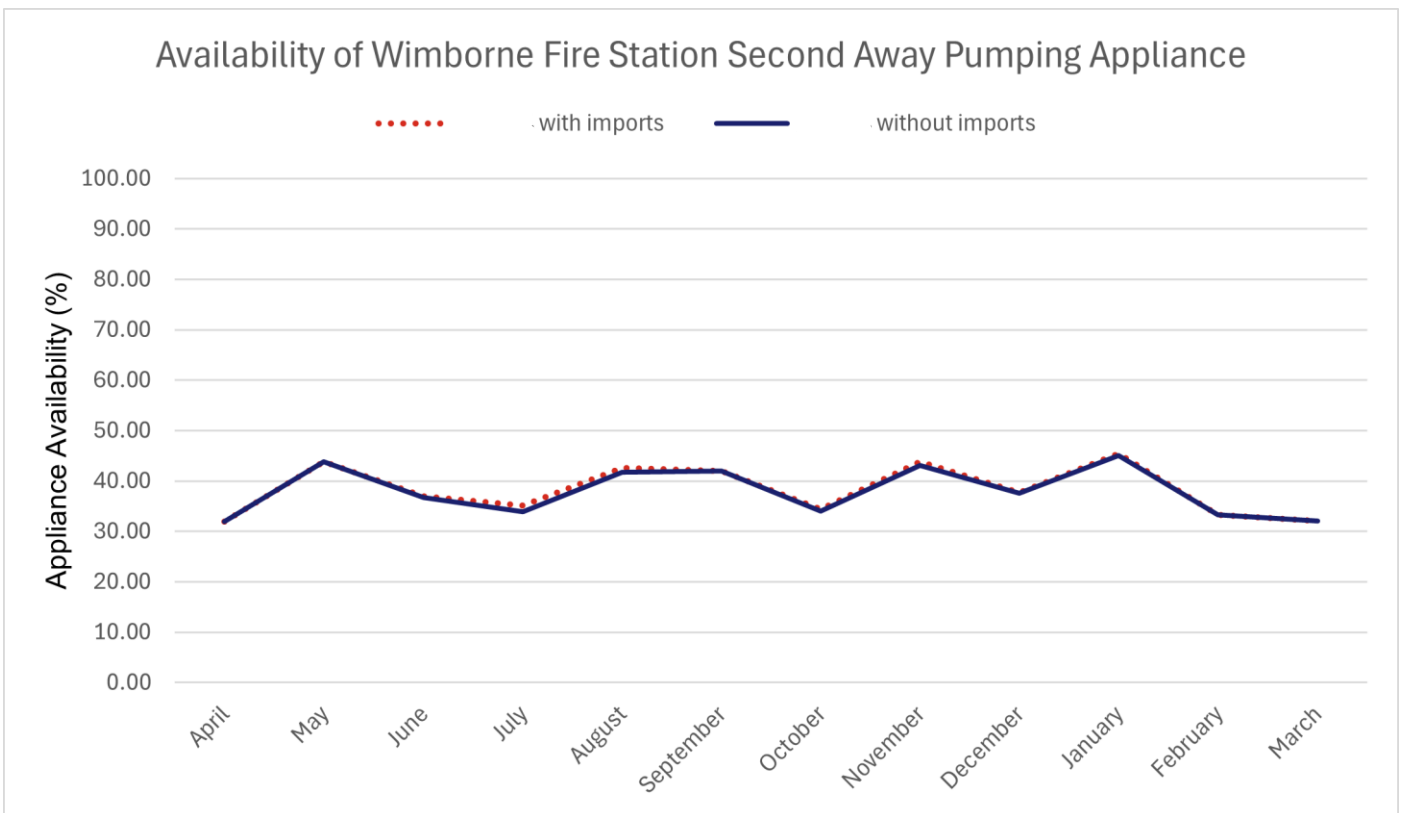


Figure 21: Average availability of Wimborne Fire Station second-away pumping appliance for the period 1 April 2024 to 31 March 2025

Figure 22 and Figure 24 detail the average number of on-call personnel available at Wimborne Fire Station, per half hour time block, during the period 1 April 2024 to 31 March 2025, for

weekdays and weekends respectively. This does not account for the required skills to meet the minimum crewing rules and so does not necessarily translate into appliance availability; however, it does provide an indication of potential future appliance availability subject to fulfilling any training requirements where required.

Figure 23 and Figure 25 illustrate the distribution of the additional incidents during the period 1 April 2019 to 31 March 2024 where Wimborne Fire Station would provide the nearest pumping appliance based on the removal of Cranborne Fire Station’s pumping appliance, for weekdays and weekends respectively.

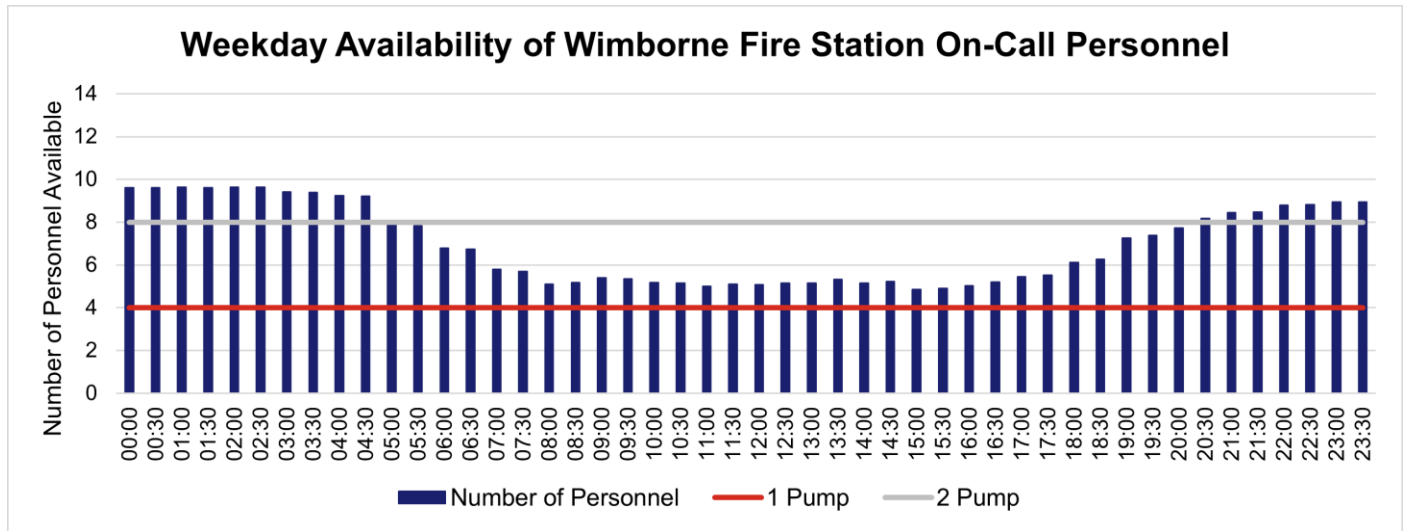


Figure 22: Average Monday to Friday availability of Wimborne Fire Station on-call personnel for the period 1 April 2024 to 31 March 2025

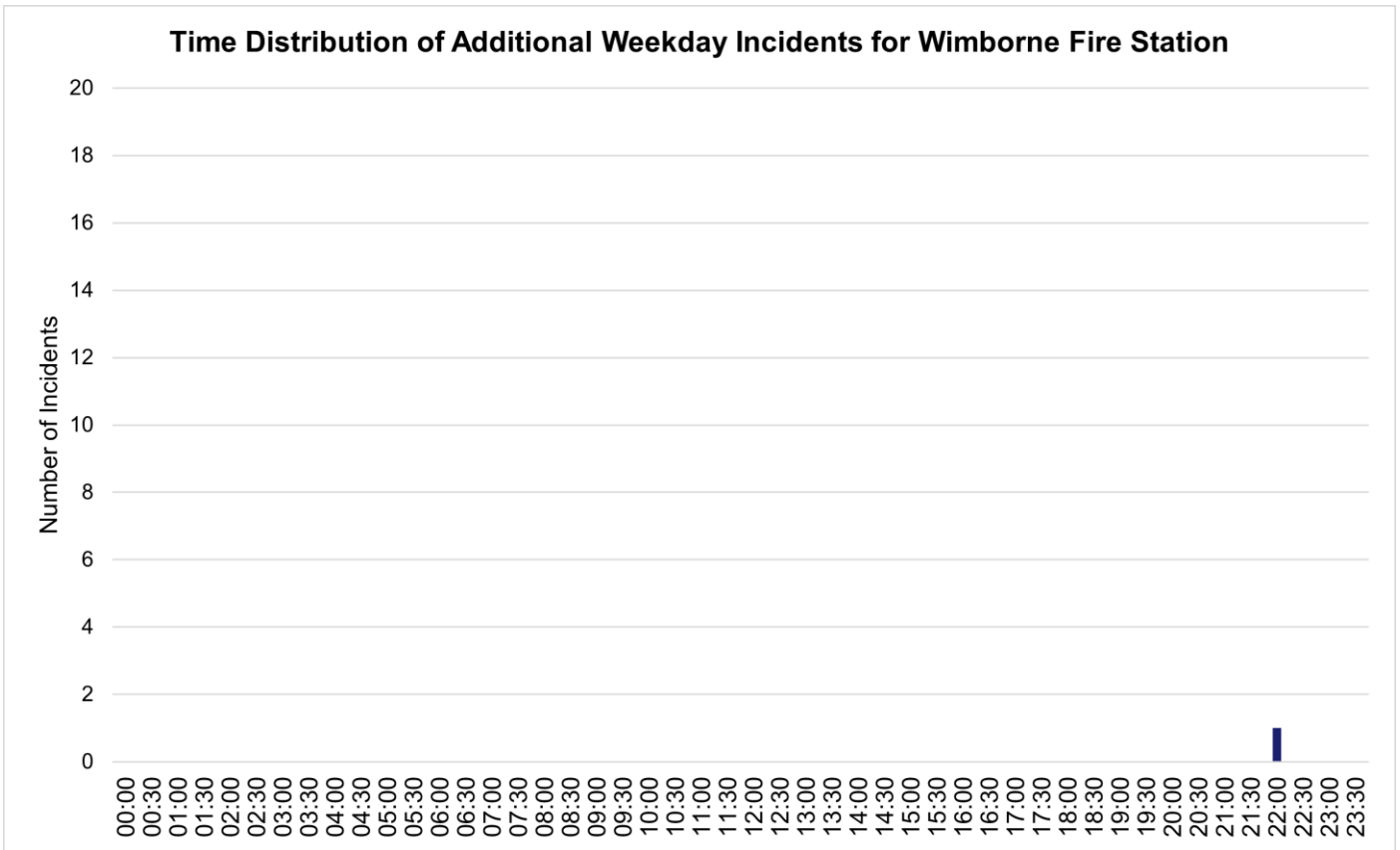


Figure 23: Distribution by time of day of additional weekday incidents during the period 1 April 2019 to 31 March 2024, where Wimborne fire station would provide the first attending pumping appliance, based on removal of Cranborne Fire Station’s pumping appliance

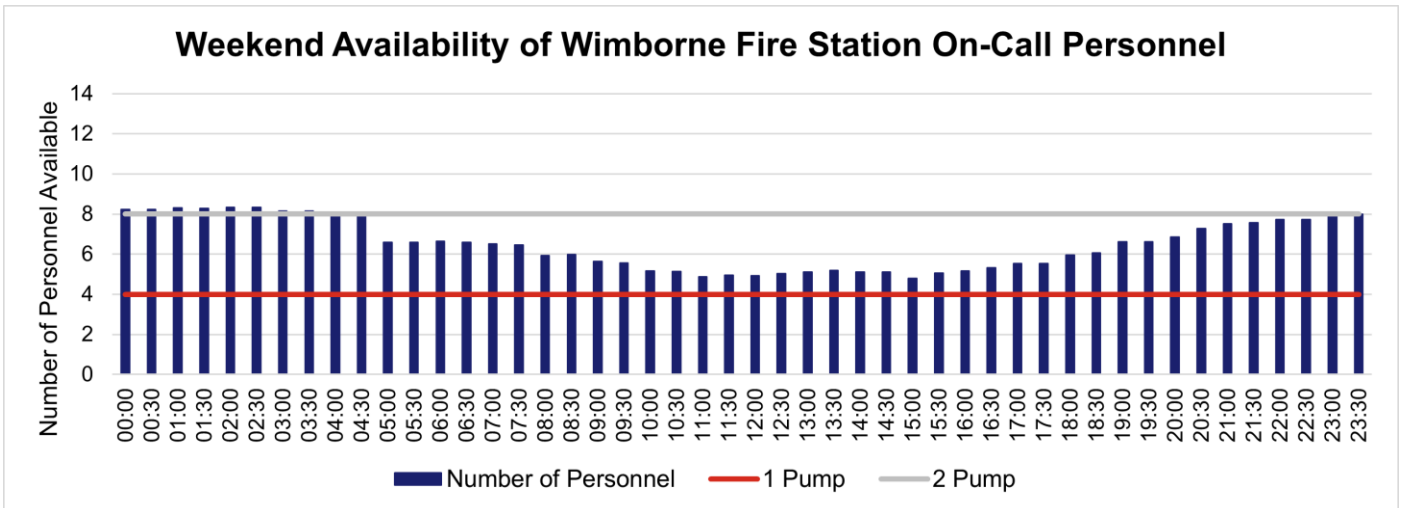


Figure 24: Average Saturday and Sunday availability of Wimborne Fire Station on-call personnel for the period 1 April 2024 to 31 March 2025

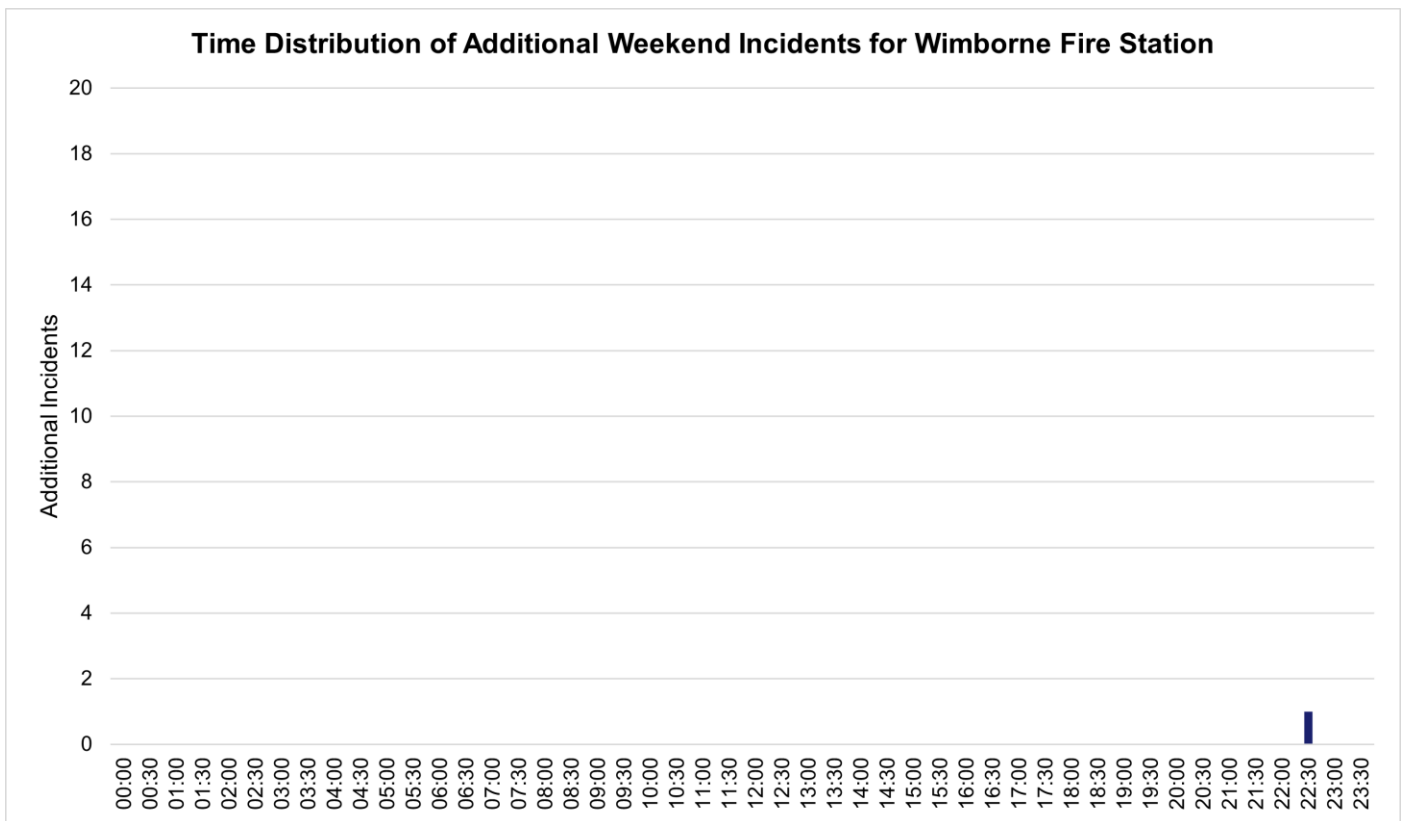


Figure 25: Distribution by time of day of additional weekend incidents during the period 1 April 2019 to 31 March 2024, where Wimborne fire station would provide the first attending pumping appliance, based on removal of Cranborne Fire Station’s pumping appliance

On-Call Establishment

Wimborne Fire Station had a total of 20 individuals on the on-call duty system for all or part of the period 1 April 2024 to 30 March 2025; collectively these individuals were contracted to provide a total of 87,387.50 hours across the period, averaging 1,680.53 hours per week, 77.80% of the optimum contracted cover required for an on-call fire station with two pumping appliances. During this period, these individuals provided a total of 98,478.50 positive hours, averaging 1,893.82 hours per week, 87.68% of the optimum cover required.

On-Call Establishment for Wimborne Fire Station				
	Optimum		Actual	
	Weekly	Annual	Weekly Average	Annual Total
Fire Station Contracted Hours	2,160	112,320	1,680.53 (77.80%)	87,387.50
Fire Station Positive Hours			1,893.82 (87.68%)	98,478.50

Table 31: On-call establishment for Wimborne Fire Station, averaged for period 1 April 2024 to 30 March 2025 (52 weeks), compared to optimum establishment for an on-call fire station with two pumping appliances

Figure 26 illustrates how contracted and positive hours provided at Wimborne Fire Station has fluctuated during the period 1 April 2024 to 30 March 2025.

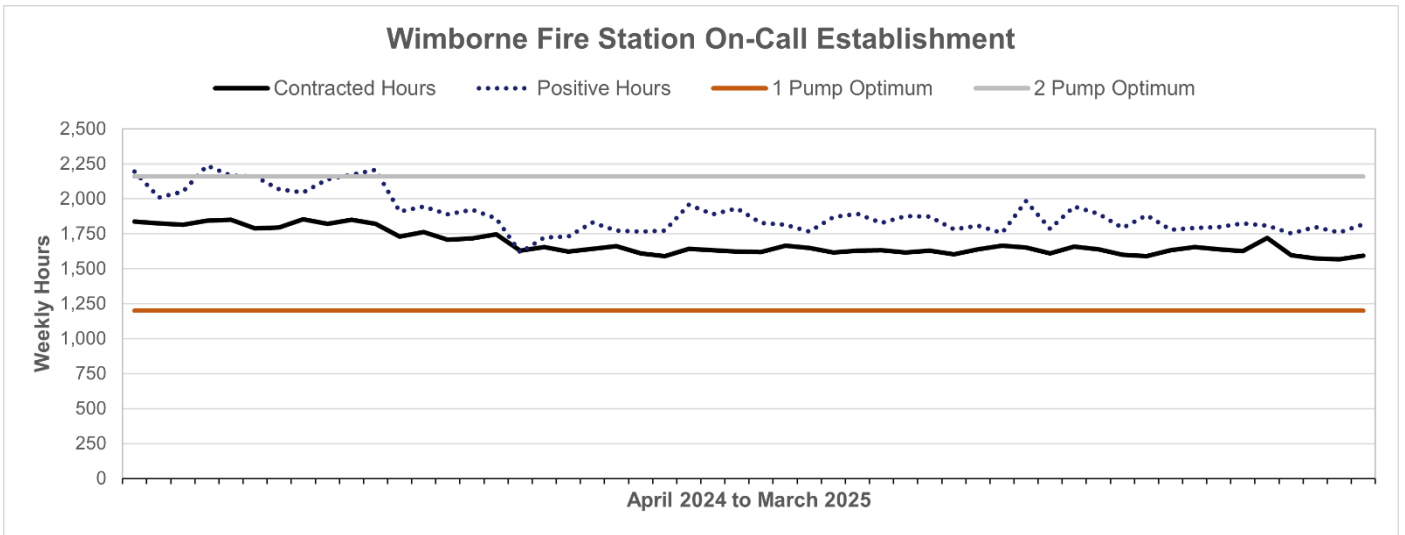


Figure 26: Total weekly contracted and positive hours for Wimborne Fire Station on-call establishment during the period 1 April 2024 to 30 March 2025

Ferndown Fire Station

Ferndown Fire Station has one pumping appliance crewed using the on-call duty system.

On-Call Availability and Incident Distribution

During the period 1 April 2024 to 31 March 2025, Ferndown Fire Station’s pumping appliance averaged 64.53% availability (Figure 27), excluding imports.

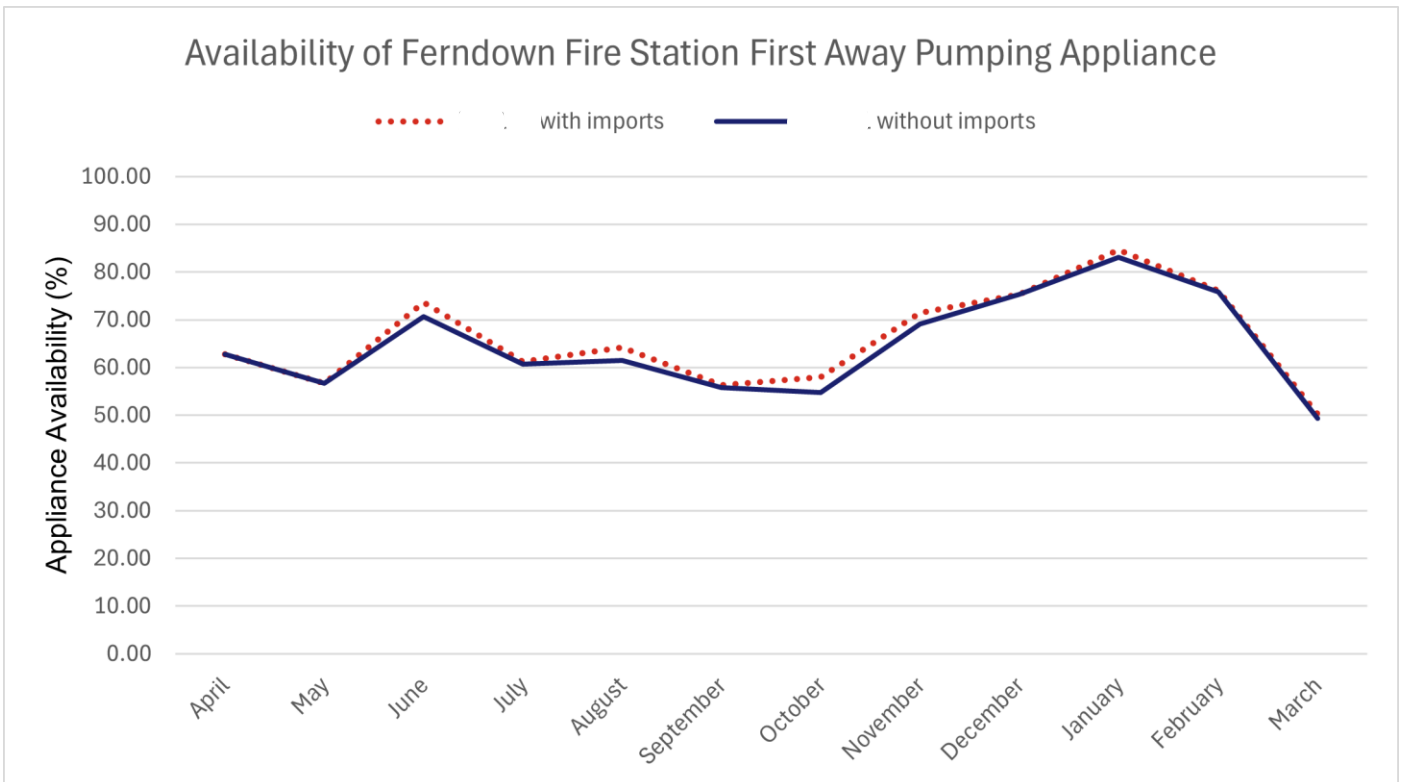


Figure 27: Average availability of Ferndown Fire Station first-away pumping appliance for the period 1 April 2024 to 31 March 2025

Figure 28 and Figure 30 detail the average number of on-call personnel available at Ferndown Fire Station, per half hour time block, during the period 1 April 2024 to 31 March 2025, for

weekdays and weekends respectively. This does not account for the required skills to meet the minimum crewing rules and so does not necessarily translate into appliance availability; however, it does provide an indication of potential future appliance availability subject to fulfilling any training requirements where required.

Figure 29 and Figure 31 illustrate the distribution of the additional incidents during the period 1 April 2019 to 31 March 2024 where Ferndown Fire Station would provide the nearest pumping appliance based on the removal of Cranborne Fire Station’s pumping appliance, for weekdays and weekends respectively.

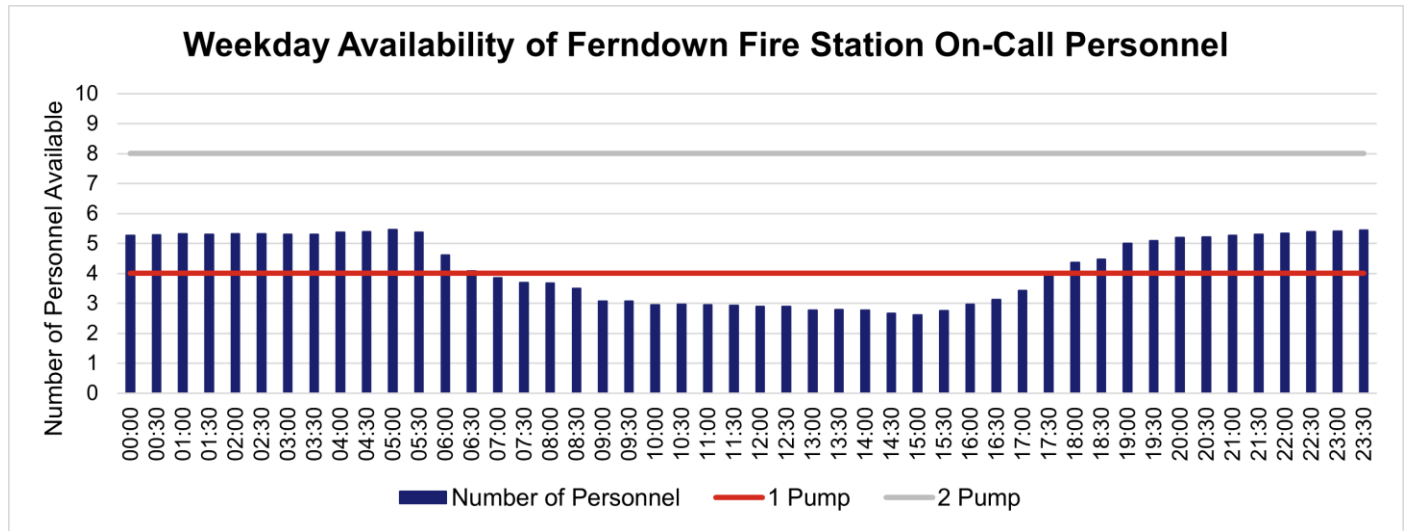


Figure 28: Average Monday to Friday availability of Ferndown Fire Station on-call personnel for the period 1 April 2024 to 31 March 2025

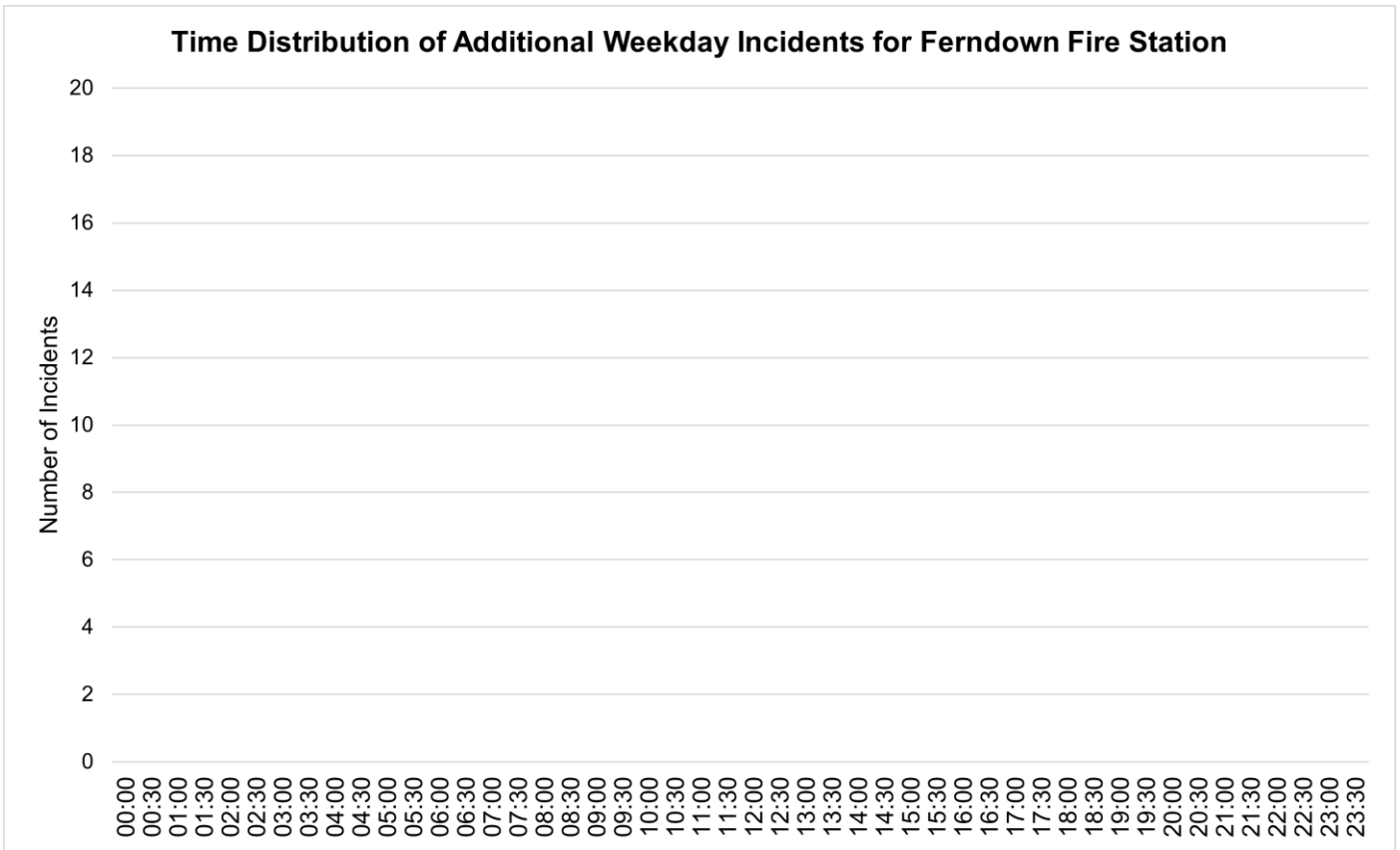


Figure 29: Distribution by time of day of additional weekday incidents during the period 1 April 2019 to 31 March 2024, where Ferndown fire station would provide the first attending pumping appliance, based on removal of Cranborne Fire Station’s pumping appliance

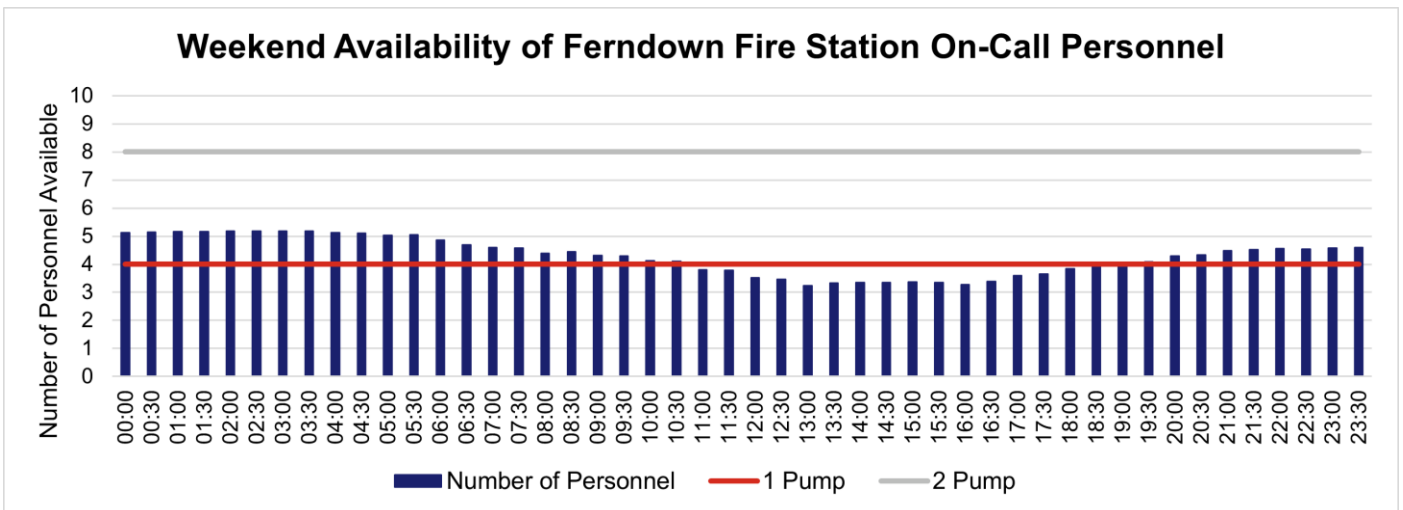


Figure 30: Average Saturday and Sunday availability of Ferndown Fire Station on-call personnel for the period 1 April 2024 to 31 March 2025

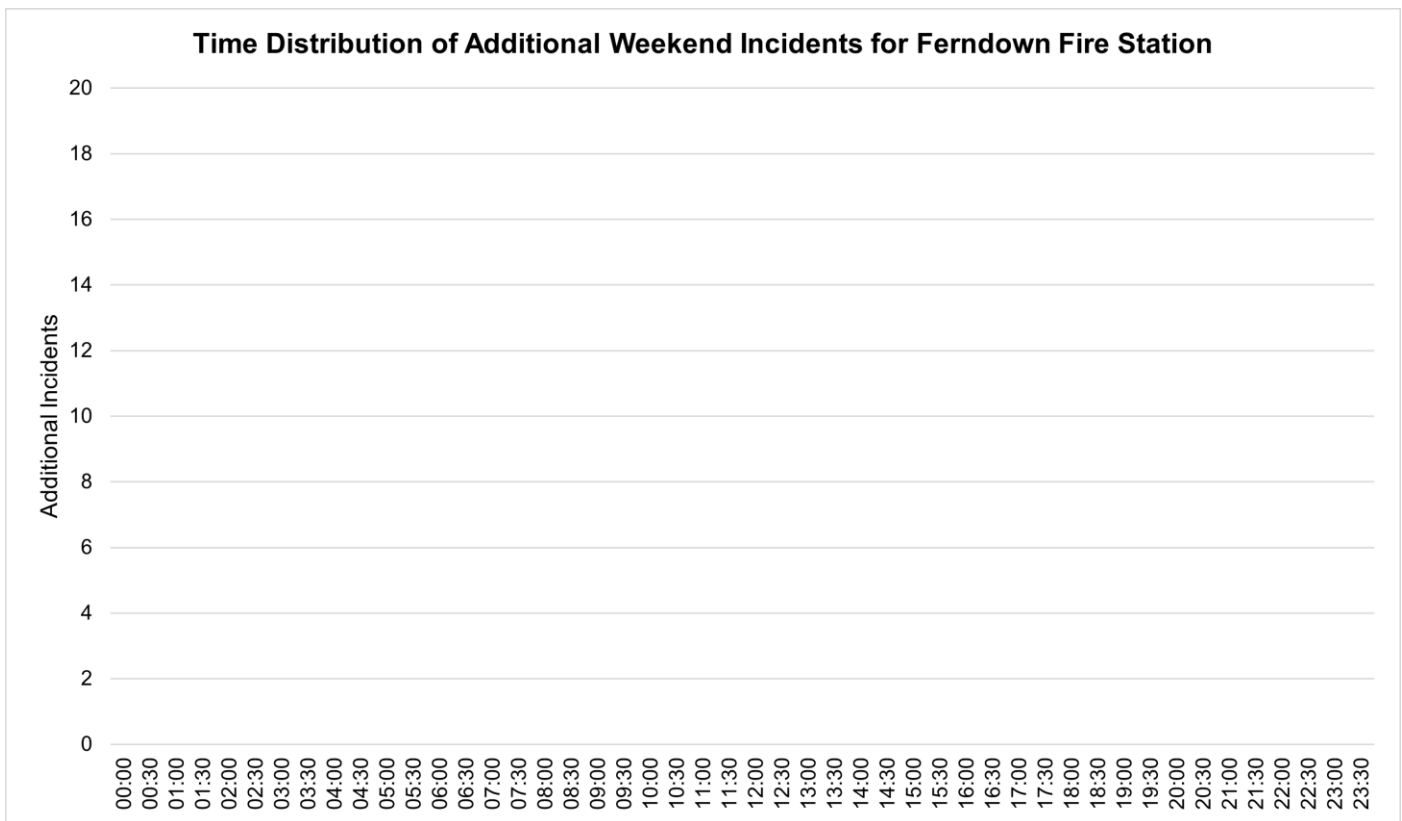


Figure 31: Distribution by time of day of additional weekend incidents during the period 1 April 2019 to 31 March 2024, where Ferndown fire station would provide the first attending pumping appliance, based on removal of Cranborne Fire Station’s pumping appliance

On-Call Establishment

Ferndown Fire Station had a total of 12 individuals on the on-call duty system for all or part of the period 1 April 2024 to 30 March 2025; collectively these individuals were contracted to provide a total of 53,232.00 hours across the period, averaging 1,023.69 hours per week, 85.13% of the optimum contracted cover required for an on-call fire station with one pumping appliance. During this period, these individuals provided a total of 62,595.25 positive hours, averaging 1,203.75 hours per week, 100.31% of the optimum cover required.

On-Call Establishment for Ferndown Fire Station				
	Optimum		Actual	
	Weekly	Annual	Weekly Average	Annual Total
Fire Station Contracted Hours	1,200	62,400	1,023.69 (85.13%)	53,232.00
Fire Station Positive Hours			1,203.75 (100.31%)	62,595.25

Table 32: On-call establishment for Ferndown Fire Station, averaged for period 1 April 2024 to 30 March 2025 (52 weeks), compared to optimum establishment for an on-call fire station with one pumping appliance

Figure 32 illustrates how contracted and positive hours provided at Ferndown Fire Station has fluctuated during the period 1 April 2024 to 30 March 2025.

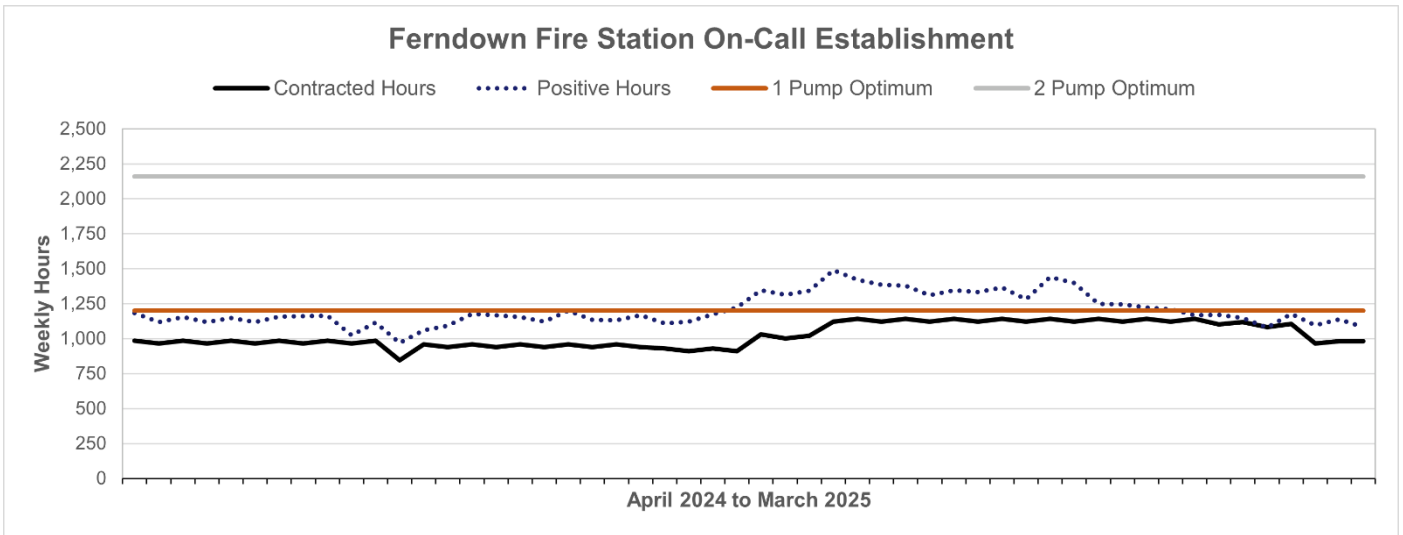


Figure 32: Total weekly contracted and positive hours for Ferndown Fire Station on-call establishment during the period 1 April 2024 to 30 March 2025

Verwood Fire Station

Verwood Fire Station has one pumping appliance crewed using the on-call duty system.

On-Call Availability and Incident Distribution

During the period 1 April 2024 to 31 March 2025, Verwood Fire Station’s pumping appliance averaged 97.24% availability (Figure 33), excluding imports.

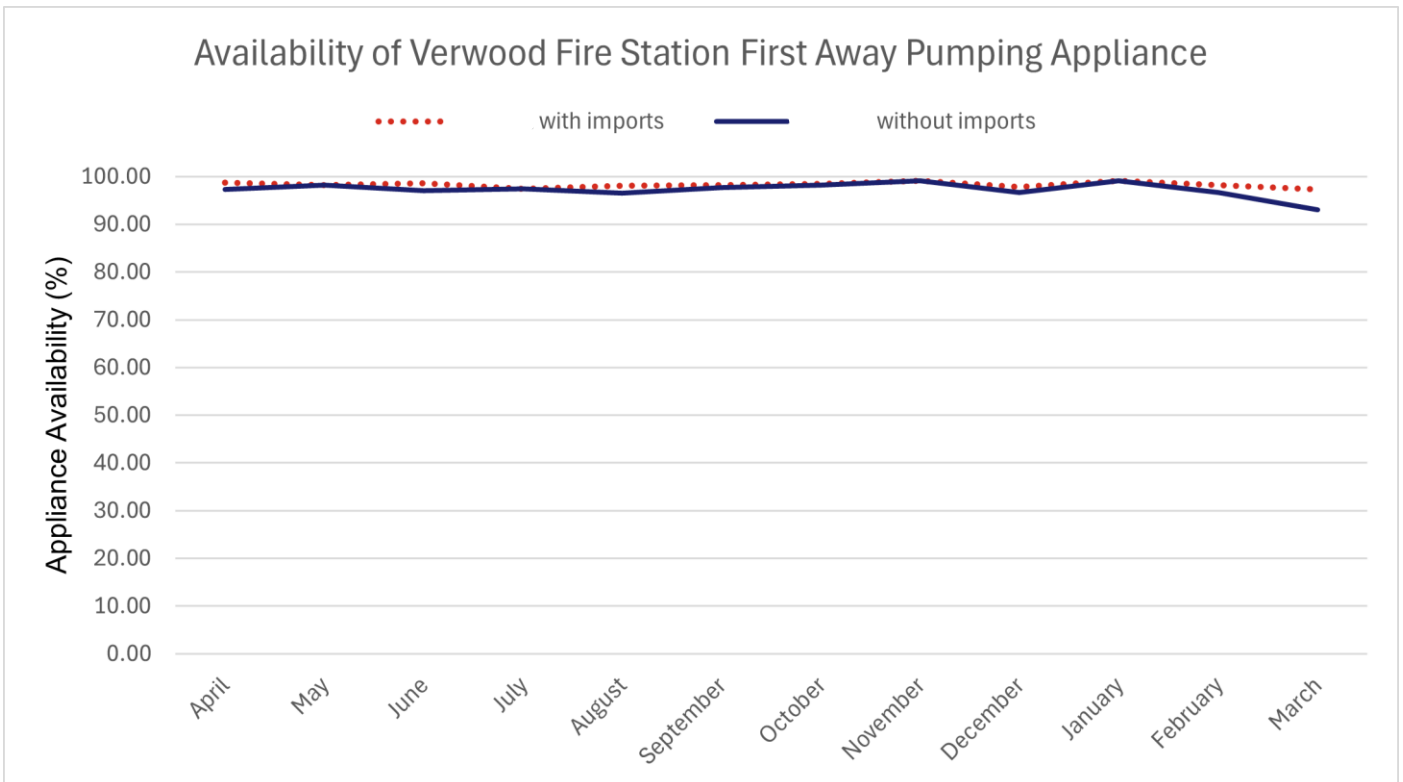


Figure 33: Average availability of Verwood Fire Station first-away pumping appliance for the period 1 April 2024 to 31 March 2025

Figure 34 and Figure 36 detail the average number of on-call personnel available at Verwood Fire Station, per half hour time block, during the period 1 April 2024 to 31 March 2025, for weekdays

and weekends respectively. This does not account for the required skills to meet the minimum crewing rules and so does not necessarily translate into appliance availability; however, it does provide an indication of potential future appliance availability subject to fulfilling any training requirements where required.

Figure 35 and Figure 37 illustrate the distribution of the additional incidents during the period 1 April 2019 to 31 March 2024 where Verwood Fire Station would provide the nearest pumping appliance based on the removal of Cranborne Fire Station’s pumping appliance, for weekdays and weekends respectively.

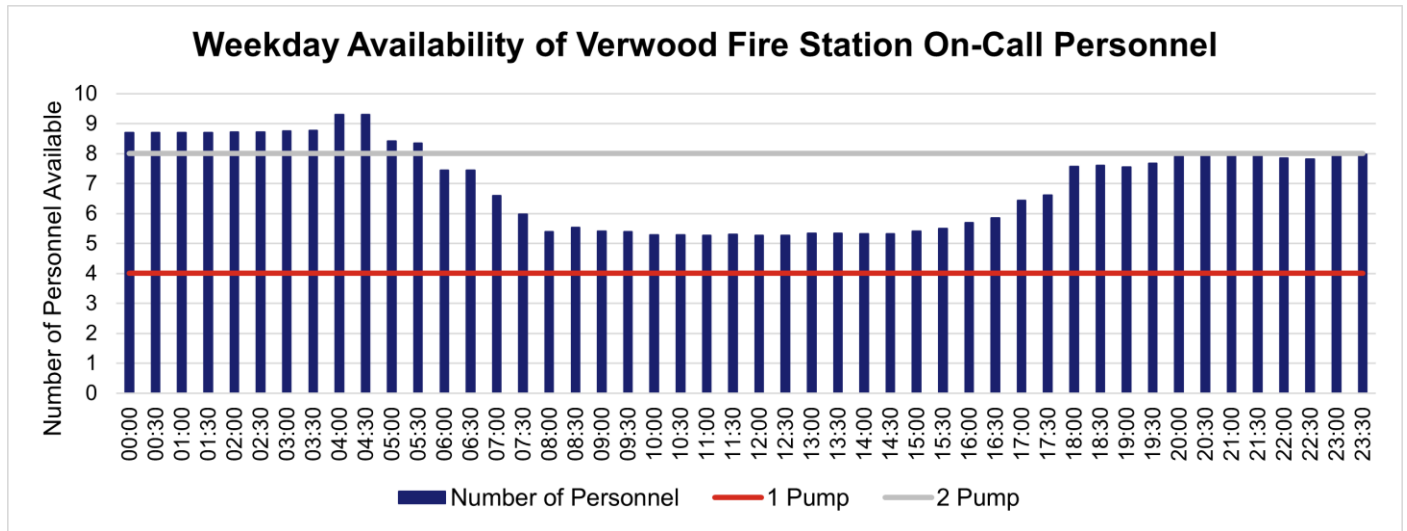


Figure 34: Average Monday to Friday availability of Verwood Fire Station on-call personnel for the period 1 April 2024 to 31 March 2025

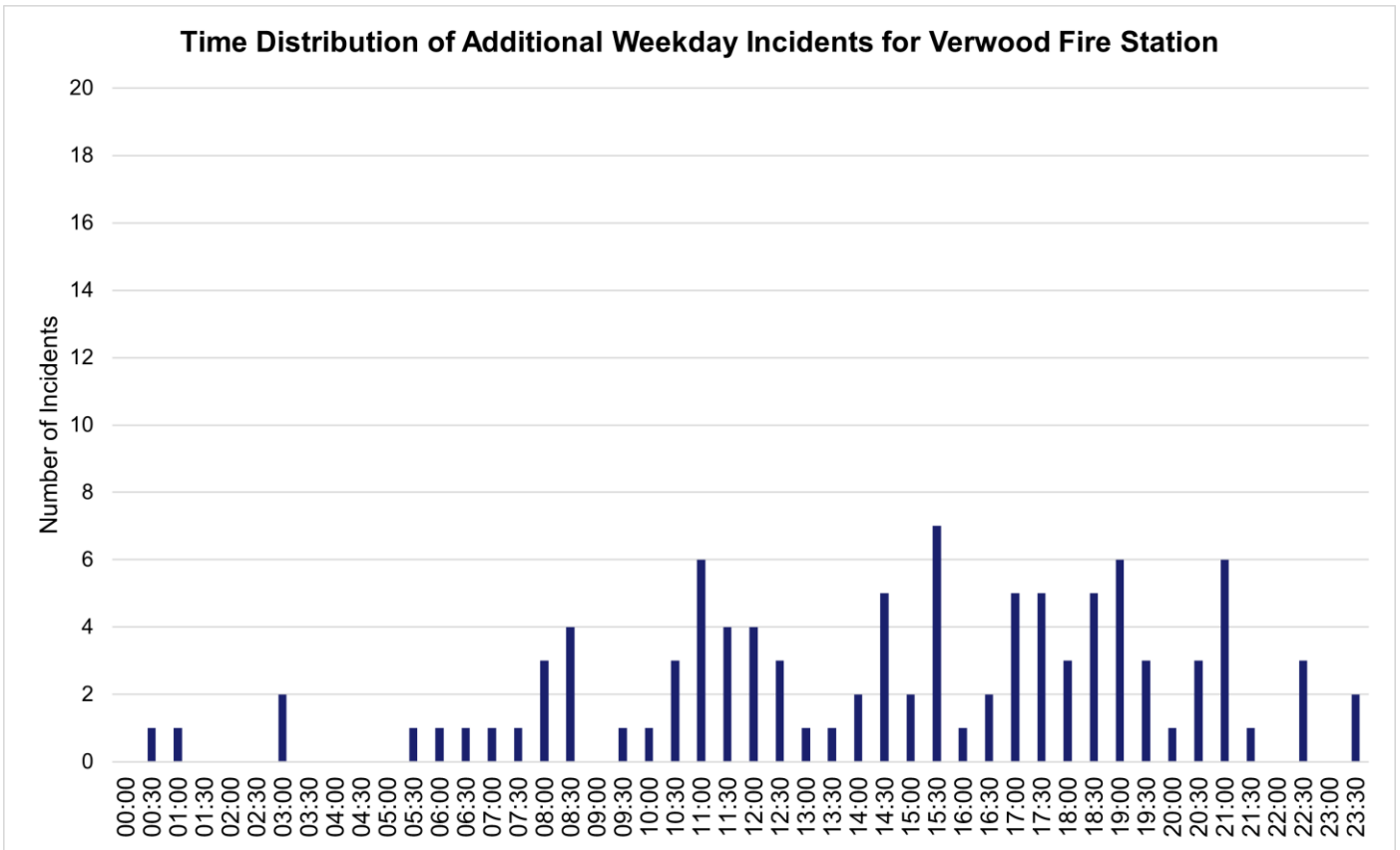


Figure 35: Distribution by time of day of additional weekday incidents during the period 1 April 2019 to 31 March 2024, where Verwood fire station would provide the first attending pumping appliance, based on removal of Cranborne Fire Station’s pumping appliance

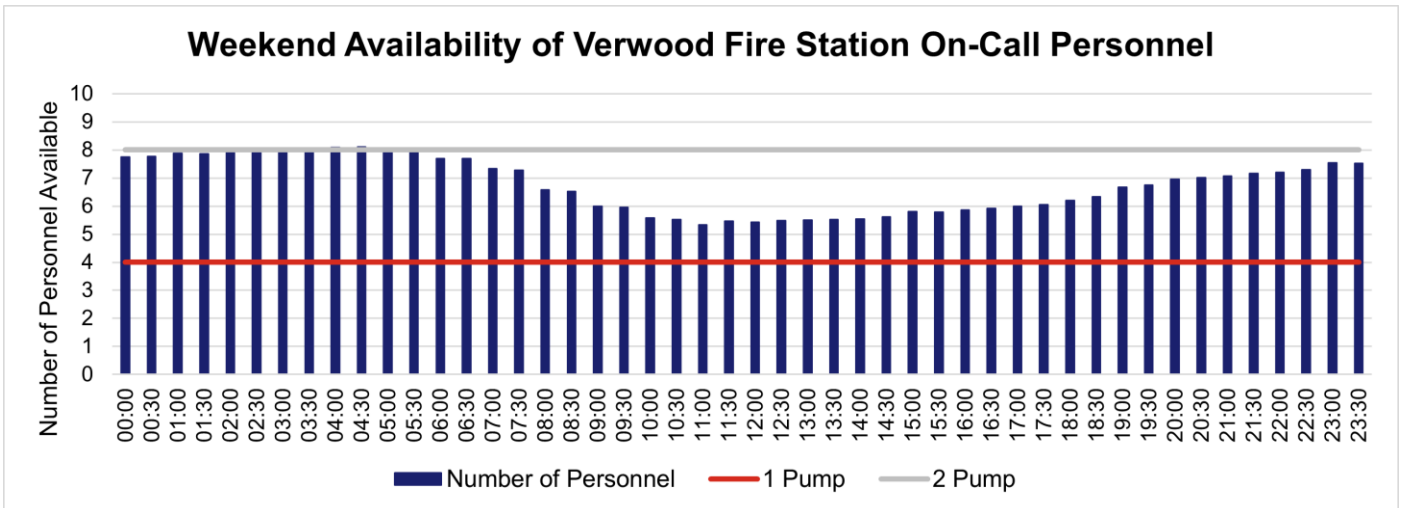


Figure 36: Average Saturday and Sunday availability of Verwood Fire Station on-call personnel for the period 1 April 2024 to 31 March 2025

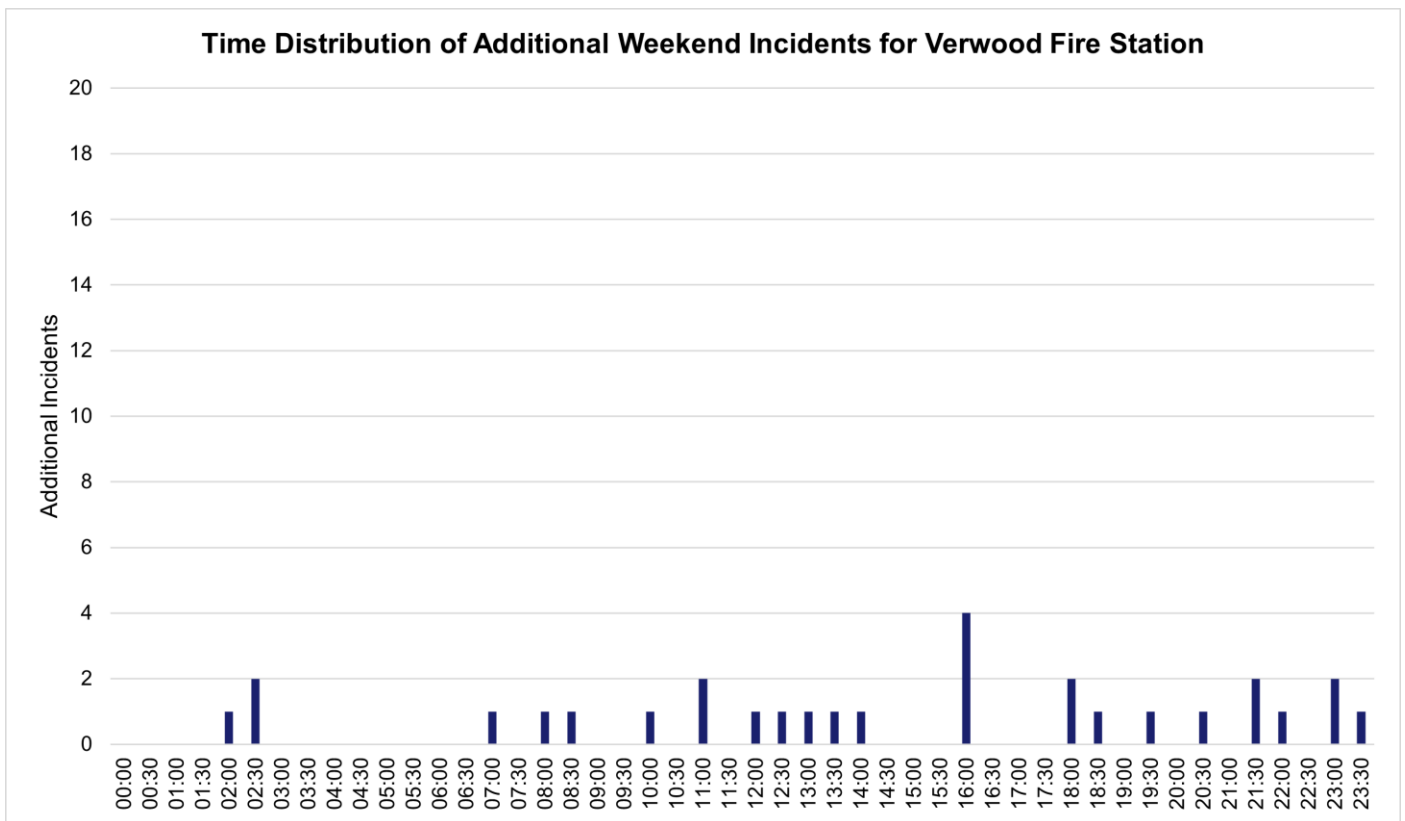


Figure 37: Distribution by time of day of additional weekend incidents during the period 1 April 2019 to 31 March 2024, where Verwood fire station would provide the first attending pumping appliance, based on removal of Cranborne Fire Station’s pumping appliance

On-Call Establishment

Verwood Fire Station had a total of 12 individuals on the on-call duty system for all or part of the period 1 April 2024 to 30 March 2025; collectively these individuals were contracted to provide a total of 61,027.00 hours across the period, averaging 1,173.60 hours per week, 97.80% of the optimum contracted cover required for an on-call fire station with one pumping appliance. During this period, these individuals provided a total of 71,102.50 positive hours, averaging 1,367.36 hours per week, 113.95% of the optimum cover required.

On-Call Establishment for Verwood Fire Station				
	Optimum		Actual	
	Weekly	Annual	Weekly Average	Annual Total
Fire Station Contracted Hours	1,200	62,400	1,173.60 (97.80%)	61,027.00
Fire Station Positive Hours			1,367.36 (113.95%)	71,102.50

Table 33: On-call establishment for Verwood Fire Station, averaged for period 1 April 2024 to 30 March 2025 (52 weeks), compared to optimum establishment for an on-call fire station with one pumping appliance

Figure 38 illustrates how contracted and positive hours provided at Verwood Fire Station has fluctuated during the period 1 April 2024 to 30 March 2025.

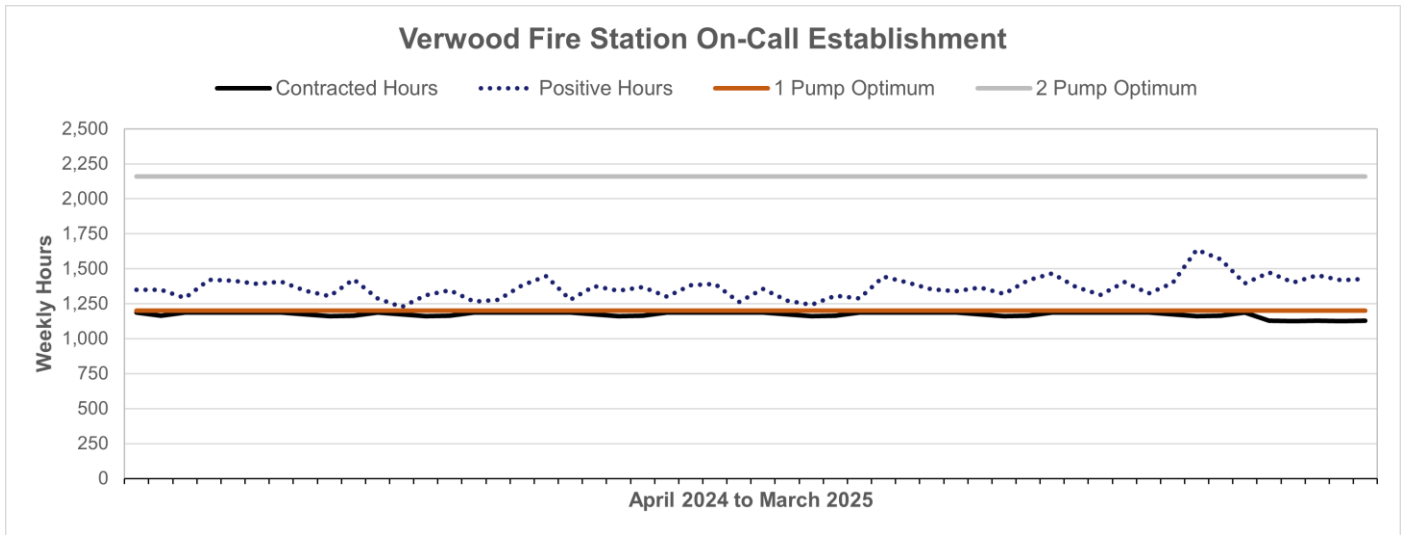


Figure 38: Total weekly contracted and positive hours for Verwood Fire Station on-call establishment during the period 1 April 2024 to 30 March 2025

Salisbury Fire Station

Salisbury Fire Station has two pumping appliances, the first-away pumping appliance is crewed using the wholetime duty system and the second-away pumping appliance is crewed using the on-call duty system. For the purpose of this section, availability of the first-away pumping appliance, crewed using the wholetime duty system, is considered to be 100.00%. The following information is provided as an indication of the resilience of the second-away pumping appliance, crewed using the on-call duty system.

On-Call Availability and Incident Distribution

During the period 1 April 2024 to 31 March 2025, Salisbury Fire Station’s second-away pumping appliance averaged 56.16% availability (Figure 39), excluding imports.

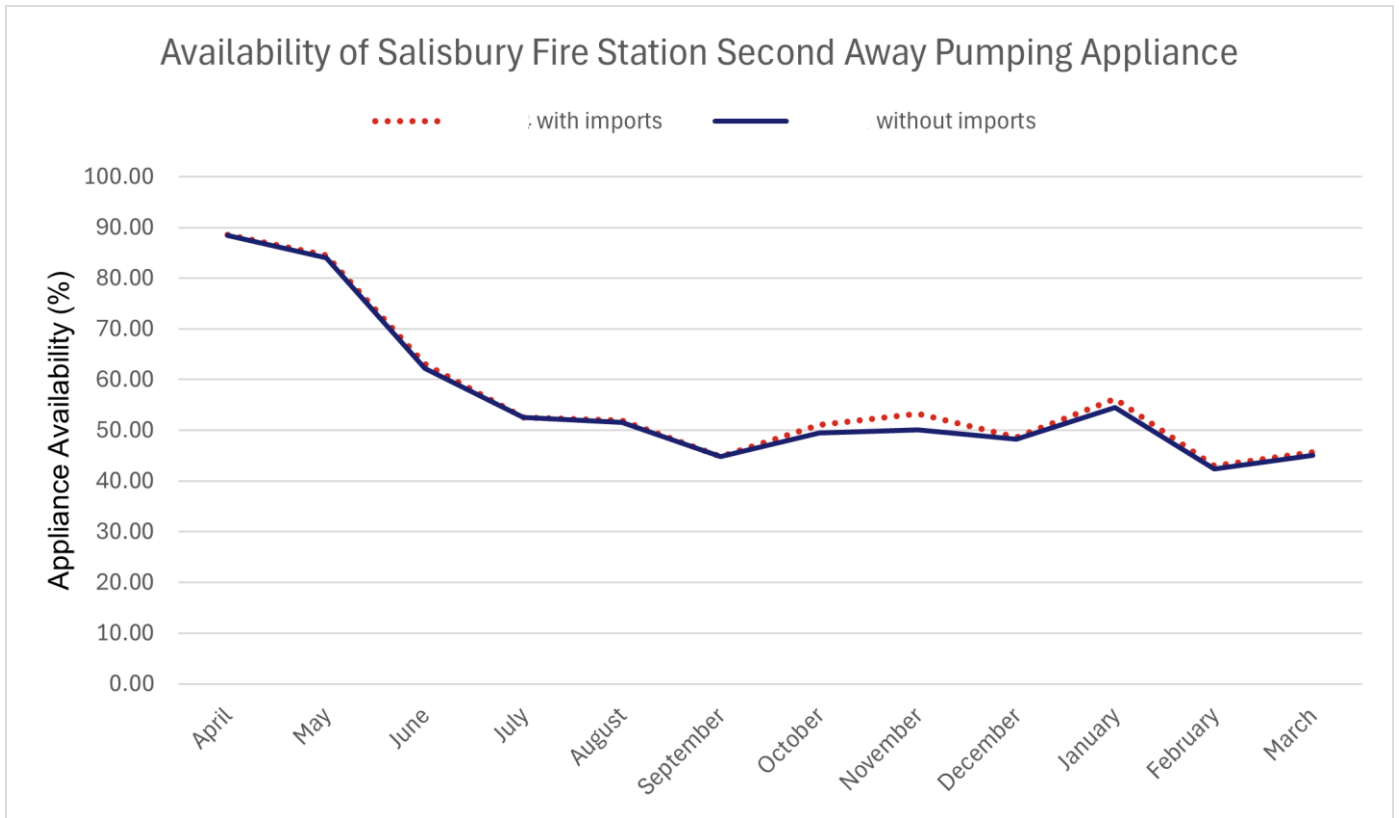


Figure 39: Average availability of Salisbury Fire Station second-away pumping appliance for the period 1 April 2024 to 31 March 2025

Figure 40 and Figure 42 detail the average number of on-call personnel available at Salisbury Fire Station, per half hour time block, during the period 1 April 2024 to 31 March 2025, for weekdays and weekends respectively. This does not account for the required skills to meet the minimum crewing rules and so does not necessarily translate into appliance availability; however, it does provide an indication of potential future appliance availability subject to fulfilling any training requirements where required.

Figure 41 and Figure 43 illustrate the distribution of the additional incidents during the period 1 April 2019 to 31 March 2024 where Salisbury Fire Station would provide the nearest pumping appliance based on the removal of Cranborne Fire Station’s pumping appliance, for weekdays and weekends respectively.

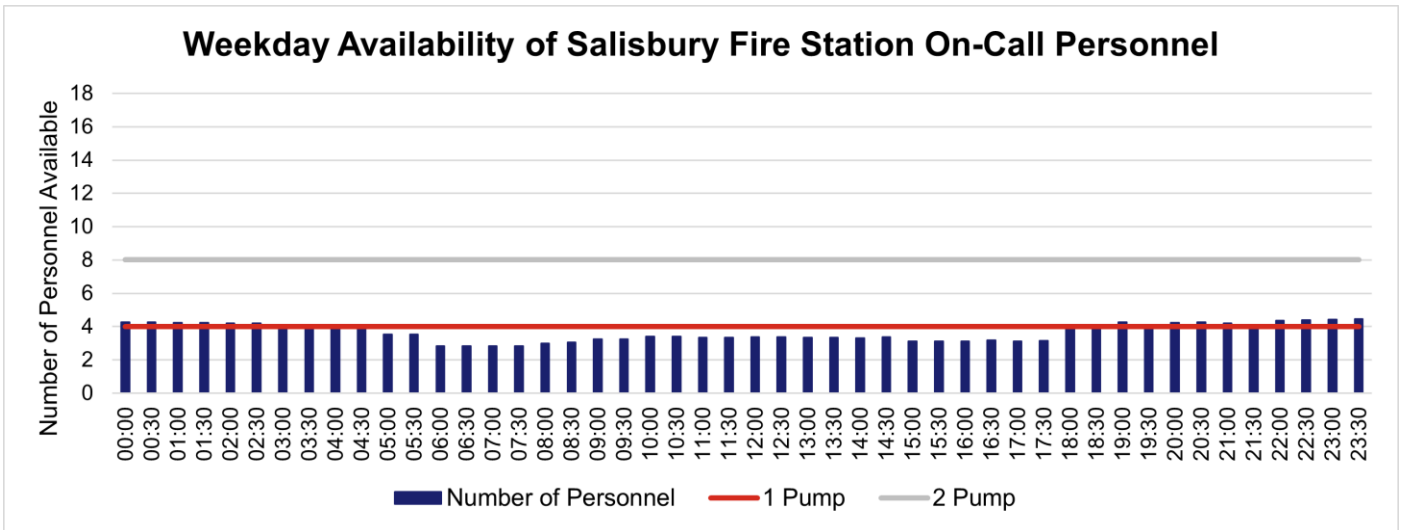


Figure 40: Average Monday to Friday availability of Salisbury Fire Station on-call personnel for the period 1 April 2024 to 31 March 2025

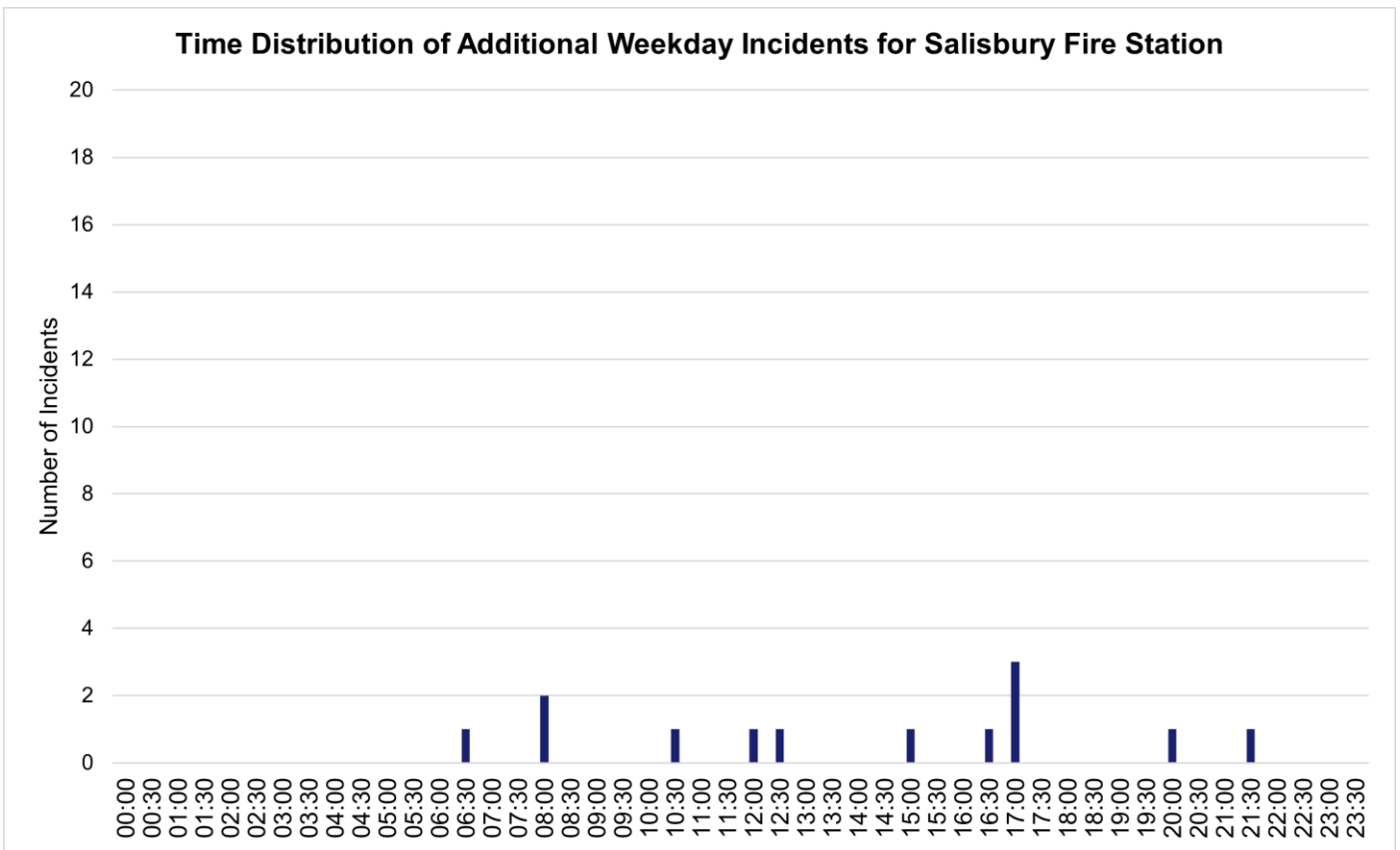


Figure 41: Distribution by time of day of additional weekday incidents during the period 1 April 2019 to 31 March 2024, where Salisbury fire station would provide the first attending pumping appliance, based on removal of Cranborne Fire Station's pumping appliance

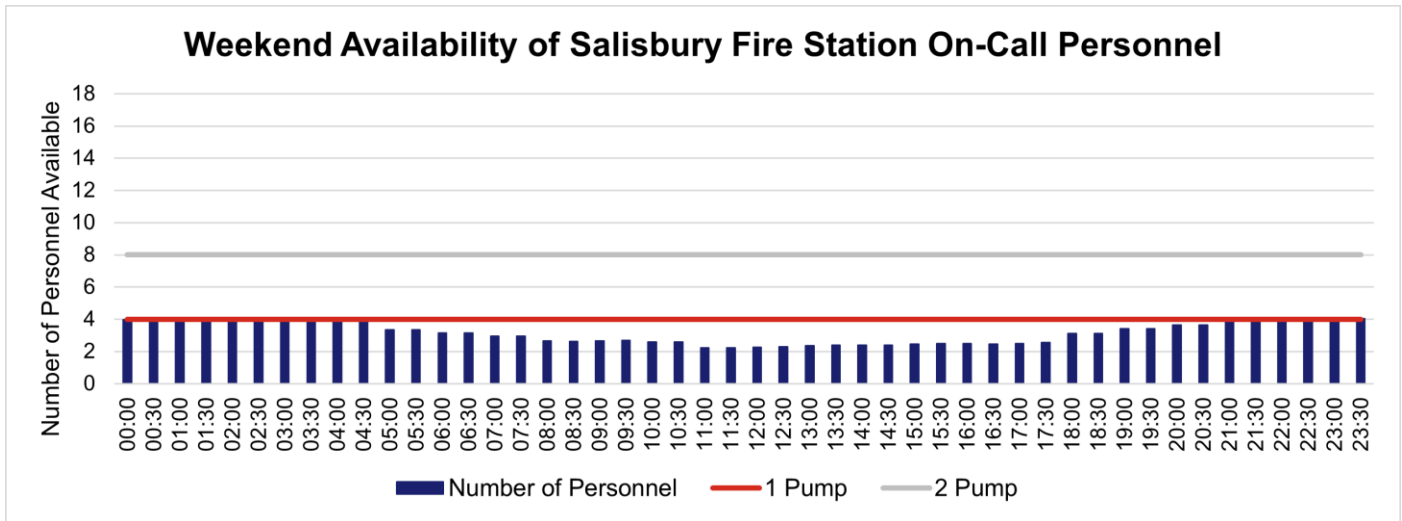


Figure 42: Average Saturday and Sunday availability of Salisbury Fire Station on-call personnel for the period 1 April 2024 to 31 March 2025

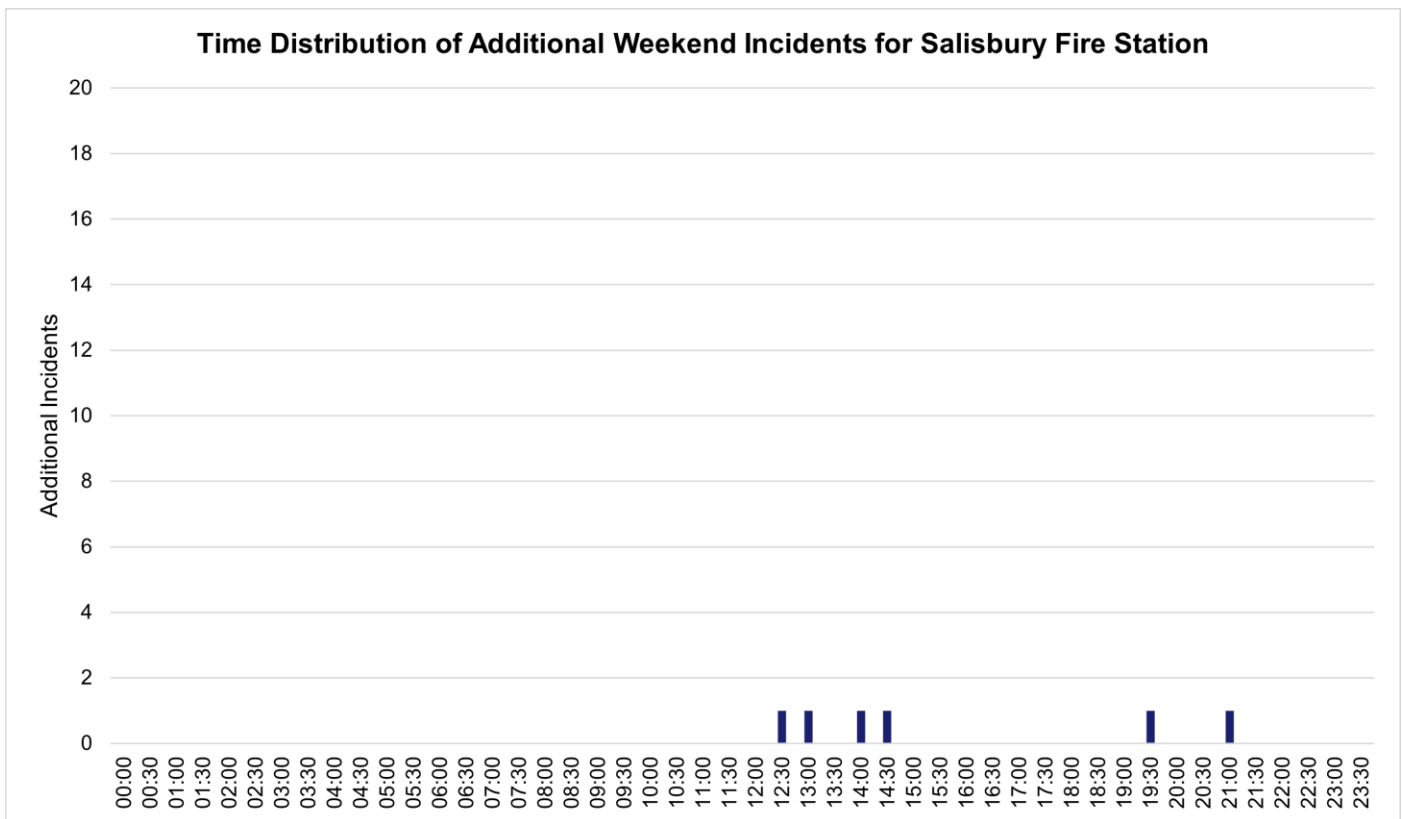


Figure 43: Distribution by time of day of additional weekend incidents during the period 1 April 2019 to 31 March 2024, where Salisbury fire station would provide the first attending pumping appliance, based on removal of Cranborne Fire Station’s pumping appliance

On-Call Establishment

Salisbury Fire Station had a total of 17 individuals on the on-call duty system for all or part of the period 1 April 2024 to 30 March 2025; collectively these individuals were contracted to provide a total of 37,778.00 hours across the period, averaging 726.50 hours per week, 60.53% of the optimum contracted cover required for an on-call fire station with one pumping appliance. During this period, these individuals provided a total of 61,124.50 positive hours, averaging 1,175.47 hours per week, 97.96% of the optimum cover required.

On-Call Establishment for Salisbury Fire Station				
	Optimum		Actual	
	Weekly	Annual	Weekly Average	Annual Total
Fire Station Contracted Hours	1,200	62,400	726.50 (60.54%)	37,778.00
Fire Station Positive Hours			1,175.47 (97.96%)	61,124.50

Table 34: On-call establishment for Salisbury Fire Station, averaged for period 1 April 2024 to 30 March 2025 (52 weeks), compared to optimum establishment for an on-call fire station with one pumping appliance

Figure 44 illustrates how contracted and positive hours provided at Salisbury Fire Station has fluctuated during the period 1 April 2024 to 30 March 2025.

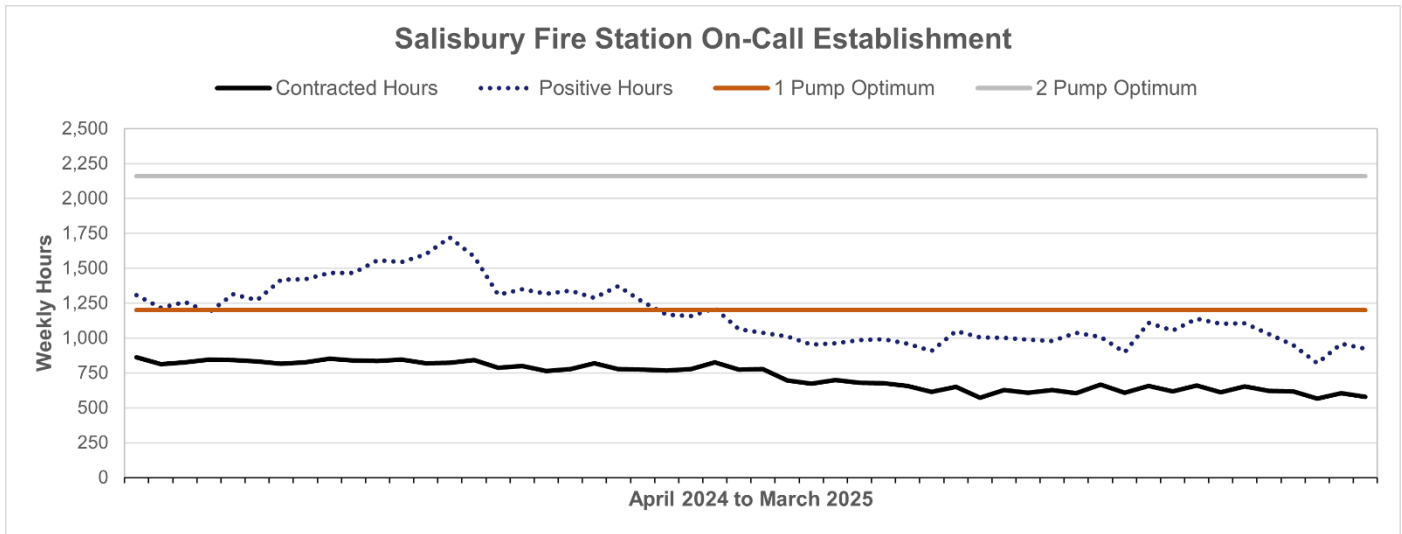


Figure 44: Total weekly contracted and positive hours for Salisbury Fire Station on-call establishment during the period 1 April 2024 to 30 March 2025

Tisbury Fire Station

Tisbury Fire Station has one pumping appliance crewed using the on-call duty system.

On-Call Availability and Incident Distribution

During the period 1 April 2024 to 31 March 2025, Tisbury Fire Station’s pumping appliance averaged 57.21% availability (Figure 45), excluding imports.

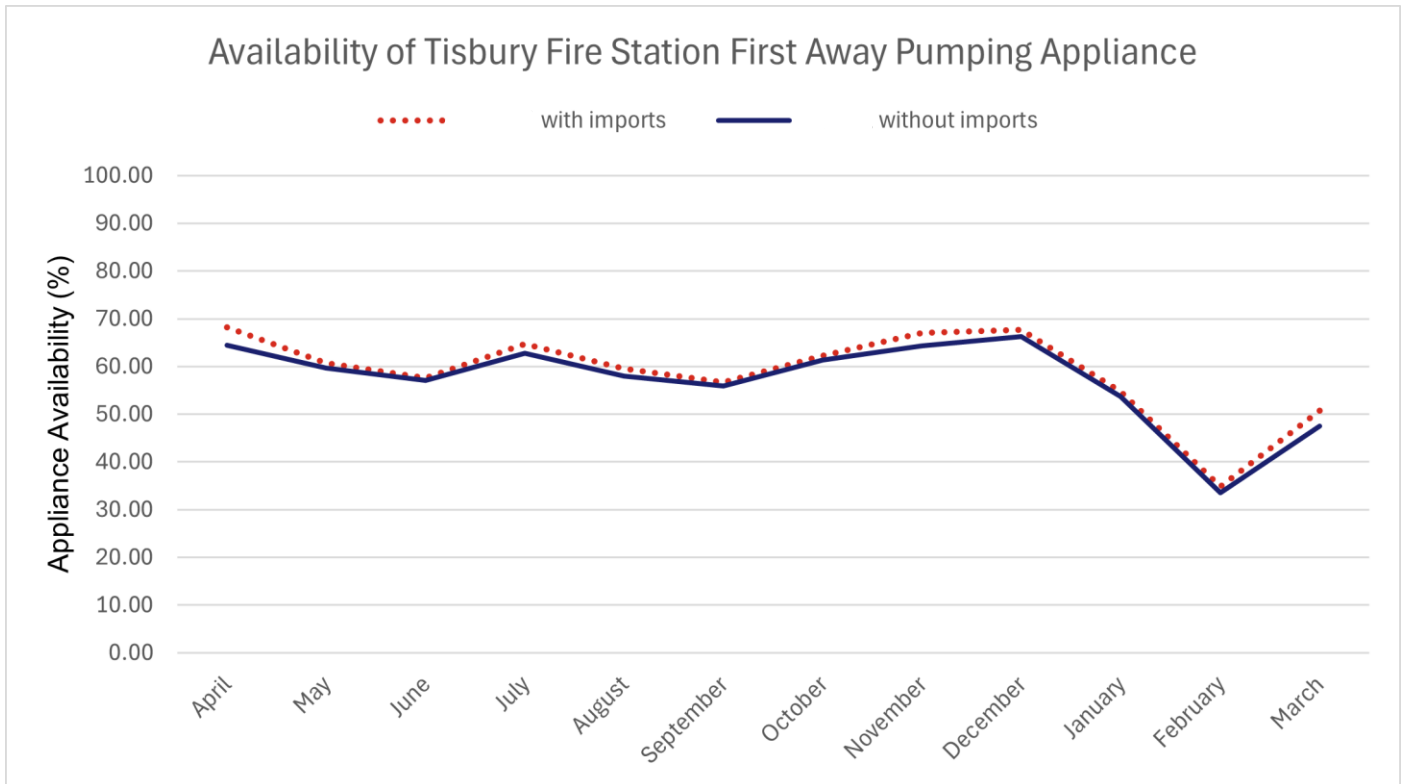


Figure 45: Average availability of Tisbury Fire Station first-away pumping appliance for the period 1 April 2024 to 31 March 2025

Figure 46 and Figure 48 detail the average number of on-call personnel available at Tisbury Fire Station, per half hour time block, during the period 1 April 2024 to 31 March 2025, for weekdays and weekends respectively. This does not account for the required skills to meet the minimum crewing rules and so does not necessarily translate into appliance availability; however, it does provide an indication of potential future appliance availability subject to fulfilling any training requirements where required.

Figure 47 and Figure 49 illustrate the distribution of the additional incidents during the period 1 April 2019 to 31 March 2024 where Tisbury Fire Station would provide the nearest pumping appliance based on the removal of Cranborne Fire Station’s pumping appliance, for weekdays and weekends respectively.

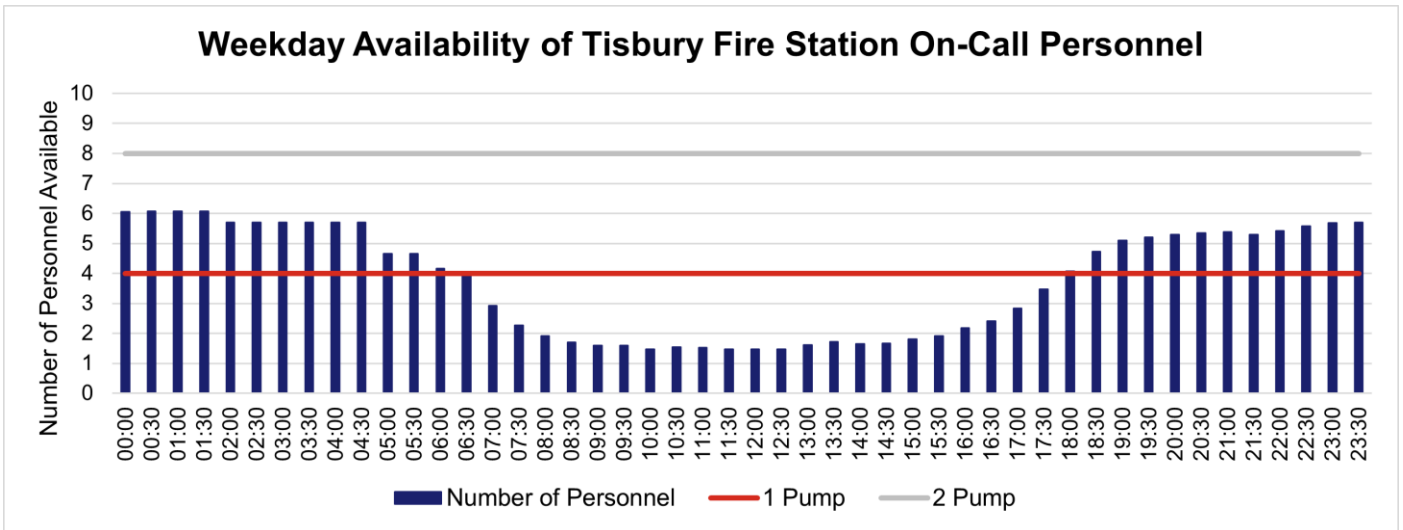


Figure 46: Average Monday to Friday availability of Tisbury Fire Station on-call personnel for the period 1 April 2024 to 31 March 2025

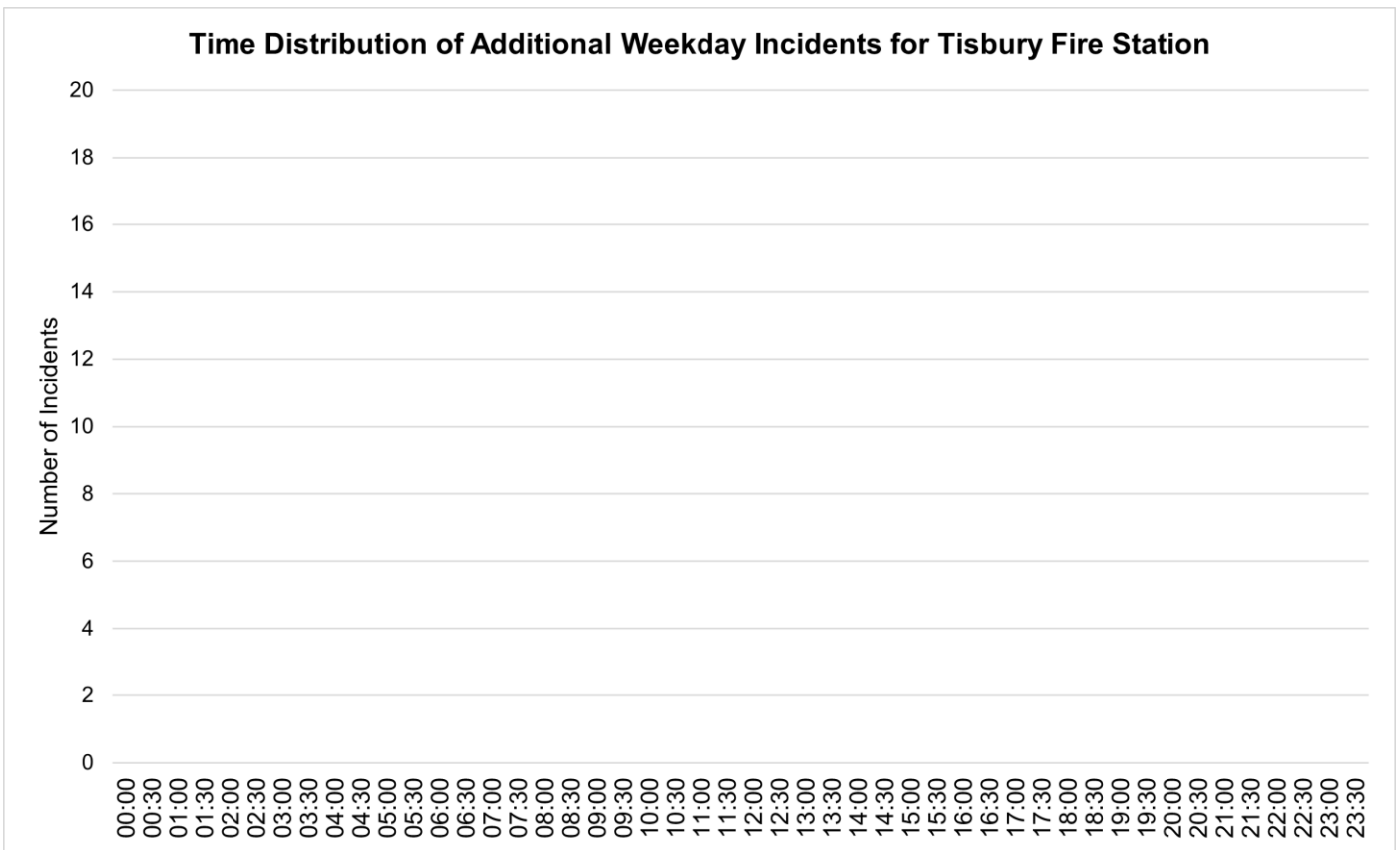


Figure 47: Distribution by time of day of additional weekday incidents during the period 1 April 2019 to 31 March 2024, where Tisbury fire station would provide the first attending pumping appliance, based on removal of Cranborne Fire Station's pumping appliance

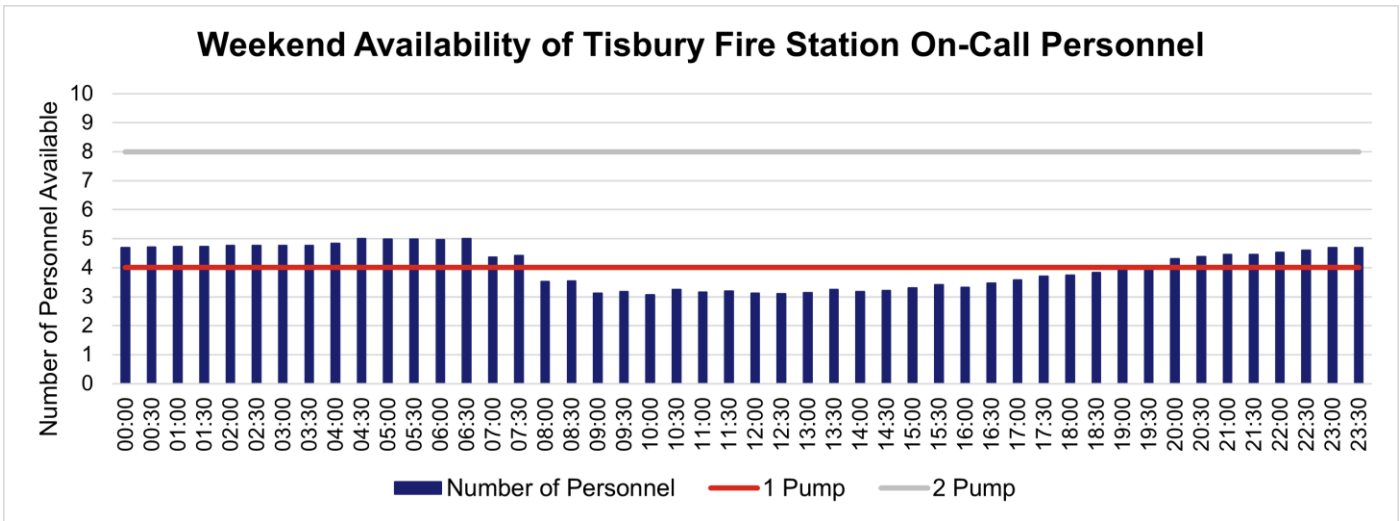


Figure 48: Average Saturday and Sunday availability of Tisbury Fire Station on-call personnel for the period 1 April 2024 to 31 March 2025

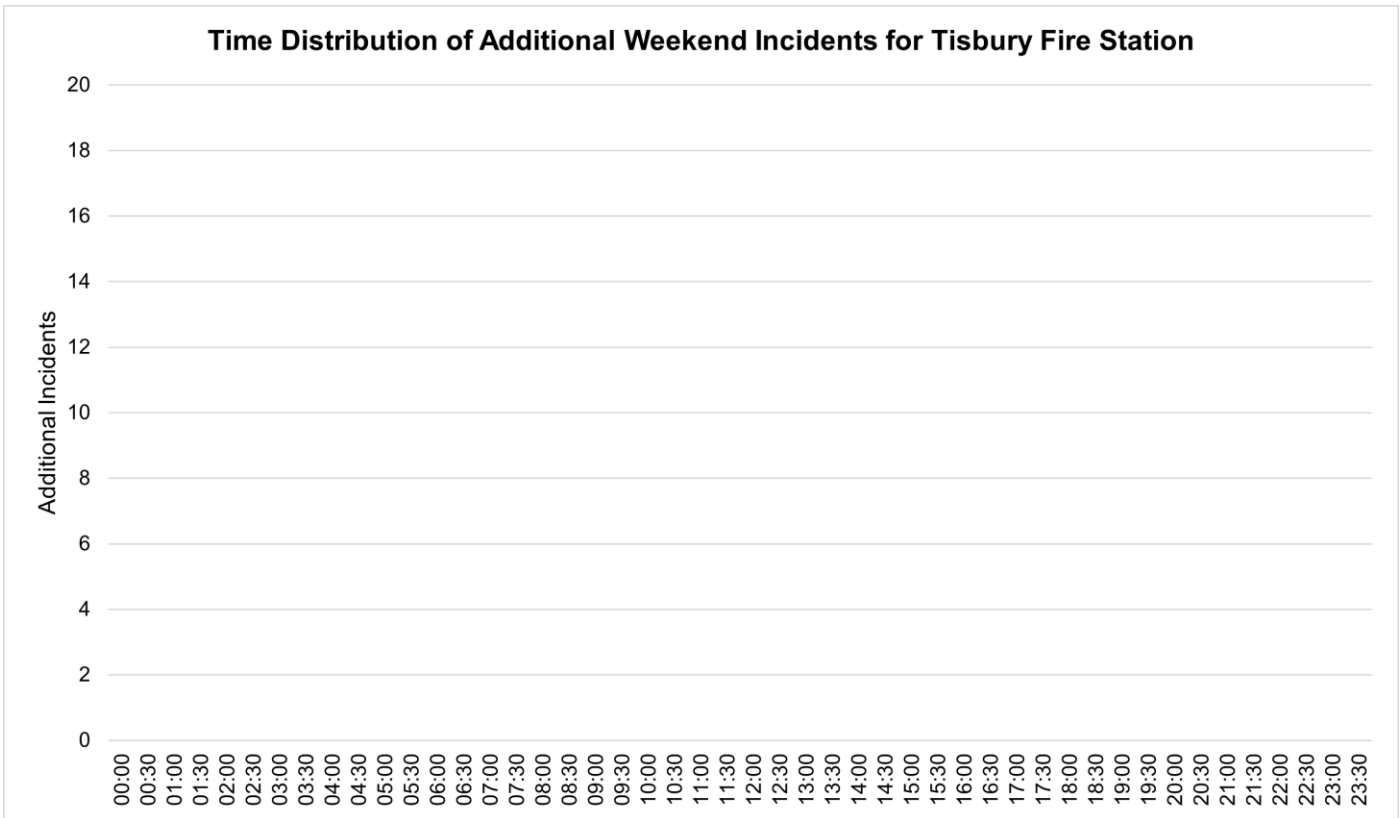


Figure 49: Distribution by time of day of additional weekend incidents during the period 1 April 2019 to 31 March 2024, where Tisbury fire station would provide the first attending pumping appliance, based on removal of Cranborne Fire Station’s pumping appliance

On-Call Establishment

Tisbury Fire Station had a total of eight individuals on the on-call duty system for all or part of the period 1 April 2024 to 30 March 2025; collectively these individuals were contracted to provide a total of 33,409.00 hours across the period, averaging 642.48 hours per week, 53.54% of the optimum contracted cover required for an on-call fire station with one pumping appliance. During this period, these individuals provided a total of 44,400.00 positive hours, averaging 853.85 hours per week, 71.15% of the optimum cover required.

On-Call Establishment for Tisbury Fire Station				
	Optimum		Actual	
	Weekly	Annual	Weekly Average	Annual Total
Fire Station Contracted Hours	1,200	62,400	642.48 (53.54%)	33,409.00
Fire Station Positive Hours			853.85 (71.15%)	44,400.00

Table 35: On-call establishment for Tisbury Fire Station, averaged for period 1 April 2024 to 30 March 2025 (52 weeks), compared to optimum establishment for an on-call fire station with one pumping appliance

Figure 50 illustrates how contracted and positive hours provided at Tisbury Fire Station has fluctuated during the period 1 April 2024 to 30 March 2025.

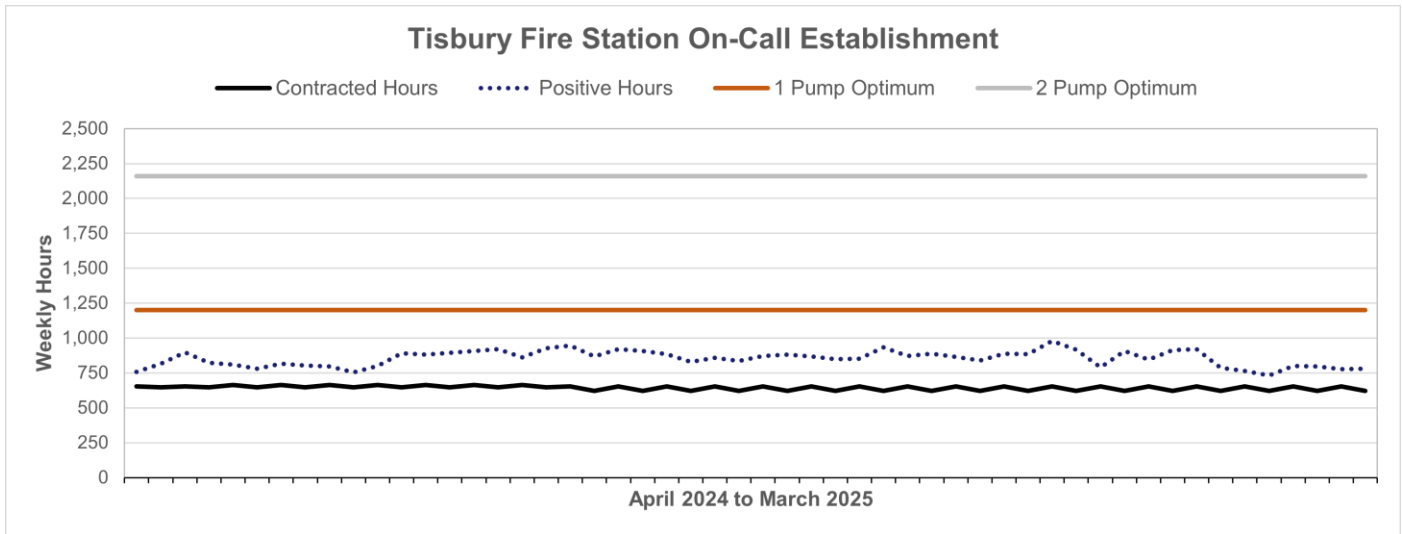


Figure 50: Total weekly contracted and positive hours for Tisbury Fire Station on-call establishment during the period 1 April 2024 to 30 March 2025

Current and Emerging Operational Risk

This section summarises the current and future operational risks identified within the Cranborne Fire Station administration area, including cross-border mobilising.

Operational Risk Information

There are currently three Site Specific Risk Information (SSRI) documents for premises within the Cranborne Fire Station administration area; these have all been classified as medium risk. The location of these SSRI premises are illustrated in Figure 51: Location of Site Specific Risk Information (SSRI) premises within the Cranborne Fire Station administration area.

The most significant SSRI premises within the Cranborne Fire Station administration area are:

- The Manor House, Wimborne Street, Wimborne, Dorset, BH21 5PP
- St Giles House, Creech Hill, Wimborne, Dorset, BH21 5NA

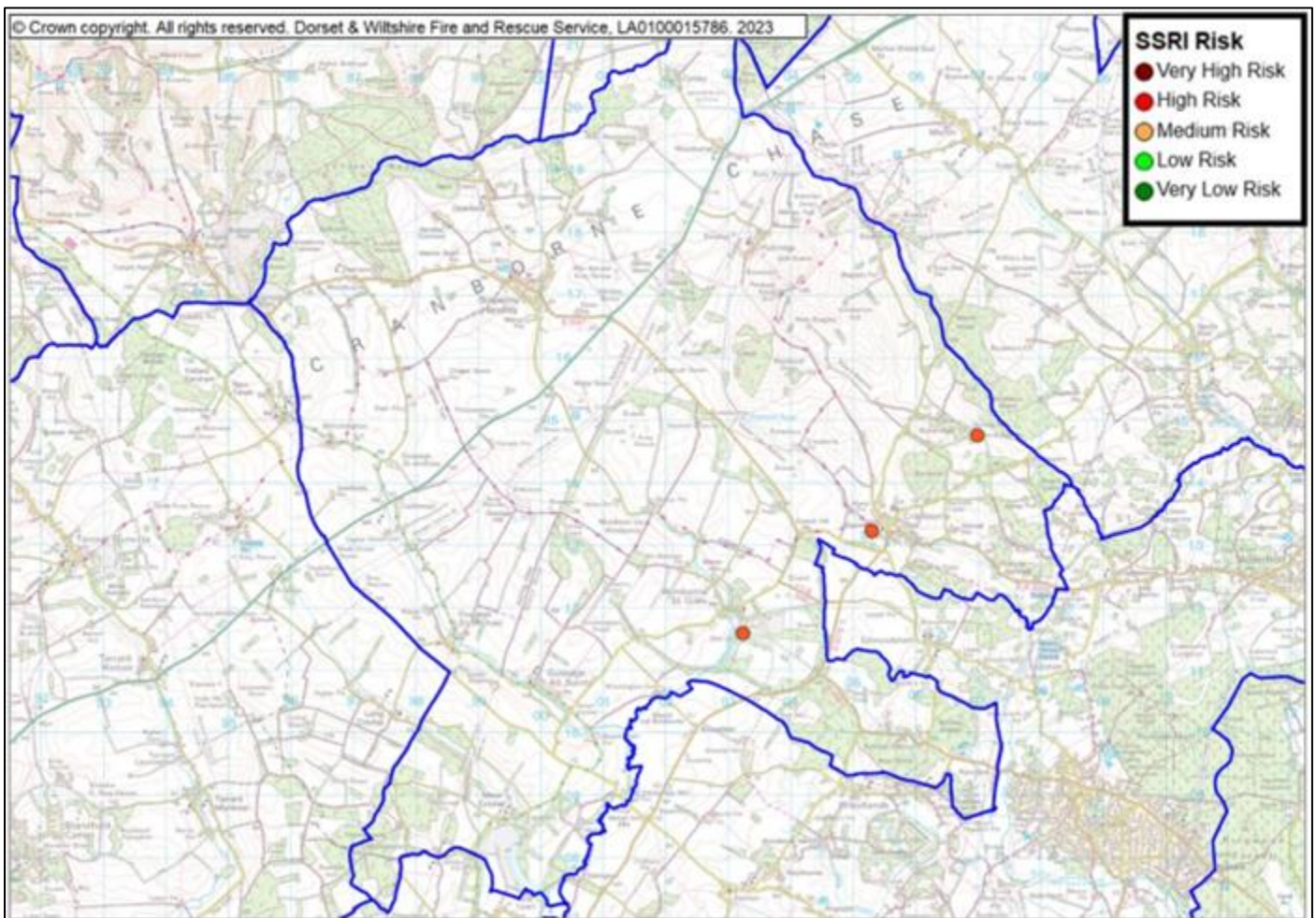


Figure 51: Location of Site Specific Risk Information (SSRI) premises within the Cranborne Fire Station administration area

Table 36 provides a summary of the risk category ratings within the Site-Specific Risk Information (SSRI) documents for premises within the Cranborne Fire Station administration area.

Summary of Risks Within Site Specific Risk Information (SSRI) Documents					
Risk	Very High	High	Medium	Low	Very Low
Firefighter	0	0	3	0	0
Individual and Societal	0	0	1	2	0
Environmental	0	0	0	3	0
Community	0	0	0	1	2
Heritage	0	0	1	2	0
Economic and Other	0	0	0	2	1

Table 36: Provision of Risk Information System (PORIS) scores for Site Specific Risk Information (SSRI) premises within the Cranborne Fire Station administration area

Future Development

This section details any confirmed or potential future development identified within the response area of Cranborne Fire Station.

Local Authority Housing Strategy

Cranborne falls within the area administered by Dorset Council and was formerly managed by East Dorset District Council. It is identified in the Christchurch and East Dorset Local Plan Part 1 - Core Strategy (adopted 2024) as a rural service centre, with support for only modest, small-scale growth intended to meet identified local needs.

No specific housing target is outlined for Cranborne in the strategic planning documents currently available. Furthermore, Dorset Council’s Annual Position Statement 2024 does not specifically identify Cranborne among the localities with active or planned housing sites.

The definition of a small site is inferred from national planning norms and terminology used in the Annual Position Statement. These sites are generally fewer than ten dwellings and often come forward as windfall plots or minor individual permissions. For Cranborne, no small site developments have been confirmed within the fire station response area based on currently available planning documentation, and no planning permissions or potential sites were noted in the 2024 Annual Position Statement.

Large sites are generally considered to be those comprising ten or more dwellings or formally allocated within a Local Plan for strategic housing. There are currently no large site allocations or proposals in the Cranborne area, and no projected development trajectory is identified in either the Local Plan or Annual Position Statement.

As no new residential development is currently planned or permitted within Cranborne, the expected impact on operational demand for the fire station is minimal.

Local Infrastructure

For the purposes of this assessment, local infrastructure has been categorised as either critical or non-critical. Critical infrastructure refers to facilities and assets essential to the continued safety, health, and functioning of the community, including healthcare provision, schools, utilities, and major transport links. Non-critical infrastructure includes community or commercial developments that may influence local activity or accessibility but are not central to emergency resilience, such as retail premises, leisure facilities, or minor roads.

No confirmed or proposed changes to critical infrastructure have been identified within the Cranborne fire station response area. The Christchurch and East Dorset Local Plan Part 1 – Core Strategy (2024) supports the ongoing role of Cranborne as a rural service centre but does not propose or allocate any significant changes to healthcare, education, or transport infrastructure within the village. No new infrastructure projects affecting the local area were identified in publicly available planning documents at the time of writing.

No confirmed or proposed changes to non-critical infrastructure have been identified within the Cranborne fire station response area. While local economic activity continues through small-scale business operations and rural enterprise, there are no specific planning applications or published strategies indicating imminent changes to non-critical infrastructure in the locality.

As no confirmed or potential infrastructure changes have been identified within the Cranborne fire station area, no operational risk is anticipated, and no mitigation measures are currently required.

Cross Border Mobilising

During the five-year period from 1 April 2019 to 31 March 2024, there were 39 pumping appliance mobilisations from Cranborne Fire Station to incidents within neighbouring fire and rescue service area; all 39 mobilisations were into the Hampshire & Isle of Wight Fire and Rescue Service (HIOWFRS) area.

During the same period, there were 29 mobilisations of neighbouring fire and rescue service pumping appliances to incidents in the Cranborne Fire Station administration area; all 29 neighbouring fire and rescue service resources were provided by HIOWFRS.

Special Appliances

In addition to the standard pumping appliance, Cranborne Fire Station also has a light off road pumping appliance and a co-responder vehicle, both crewed by the on-call team. If the decision is taken to close Cranborne Fire Station, consideration will need to be given as to whether these resources will need to be removed or retained and relocated.

Light Off-Road Pumping Appliance

A light off-road pumping appliance is a small off-road vehicle with a limited firefighting capability and small tanked water supply. Light off-road pumping appliances are mobilised to fires where an off-road capability is required, such as those involving heathland or agricultural land.

Mobilisations

During the period 1 April 2019 to 31 March 2024, Cranborne Fire Station's light off road pumping appliance was mobilised on 60 occasions. 41 of these mobilisations were as part of the initial response plan required by the incident, and 19 were mobilisations subsequent to the requirements of the initial response plan.

Mobilisations of Cranborne Fire Station's Light Off Road Pumping Appliance			
Reason for Mobilisation	In Attendance	Stood Down	Total
As part of initial response plan	34	7	41
Post initial response plan (e.g. assistance message, relief)	17	2	19
Total mobilisations	51	9	60

Table 37: Mobilisations of Cranborne Fire Station's light off road pumping appliance during the period 1 April 2019 to 31 March 2024, by reason for mobilisation and whether attended incident or stood down prior to arrival

During the period, 1 April 2019 to 31 March, 16 of the mobilisations of Cranborne Fire Station's light off road pumping appliance were to incidents located within their own administration area, 42 were to incidents located elsewhere across the DWFRS Service area, and two were to incidents within a neighbouring fire and rescue service area.

Mobilisations of Cranborne Fire Station's Light Off Road Pumping Appliance			
Incident Location	In Attendance	Stood Down	Total
Cranborne Fire Station	15	1	16
Blandford Fire Station	2	-	2
Bere Regis Fire Station	3	-	3
Wareham Fire Station	1	1	2
Swanage Fire Station	1	-	1
Poole Fire Station	1	-	1
Wimborne Fire Station	3	-	3
Ferndown Fire Station	2	-	2
Verwood Fire Station	7	1	8
Salisbury Fire Station	6	-	6
Wilton Fire Station	4	1	5
Tisbury Fire Station	1	2	3
Amesbury Fire Station	3	2	5
Pewsey Fire Station	1	-	1
Neighbouring Fire and Rescue Service Area	1	1	2
Total Mobilisations	51	9	60

Table 38: Mobilisations of Cranborne Fire Station's light off road pumping appliance during the period 1 April 2019 to 31 March 2024, by incident location and whether attended incident or stood down prior to arrival

Availability and Trained Personnel

For a light off-road pumping appliance to be considered available, there must be a minimum crew available of at least one firefighter, who must be an appropriately trained off-road driver. As of 1 April 2025, there are two appropriately trained firefighters at Cranborne Fire Station that can crew their light off-road pumping appliance.

During the review period, 1 April 2019 to 31 March 2024, Cranborne Fire Station's light off-road pumping appliance averaged 92.08% availability.

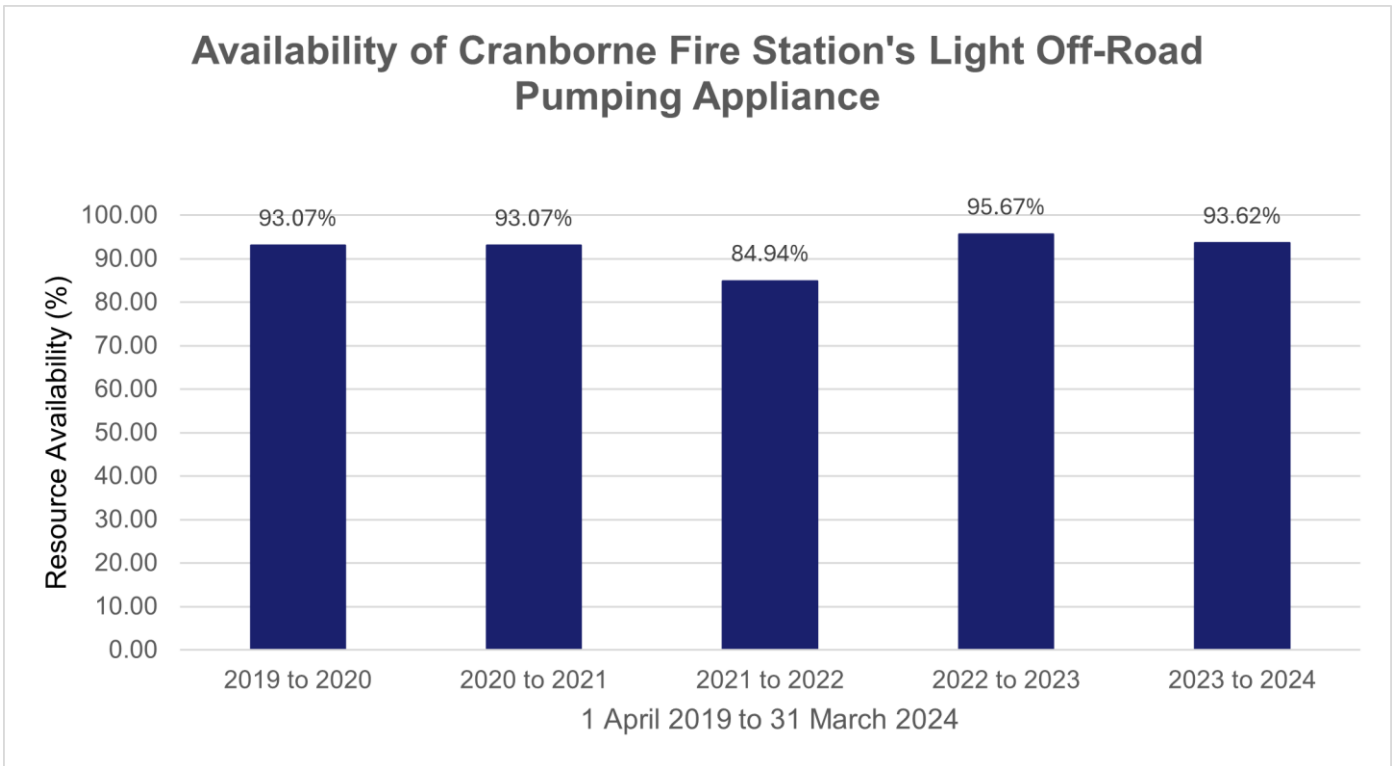


Figure 52: Average availability of Cranborne Fire Station light off-road pumping appliance for the period 1 April 2019 to 31 March 2024, by year

During the most recent annual period, 1 April 2024 to 31 March 2025, Cranborne Fire Station's light off-road pumping appliance averaged 88.06% availability.

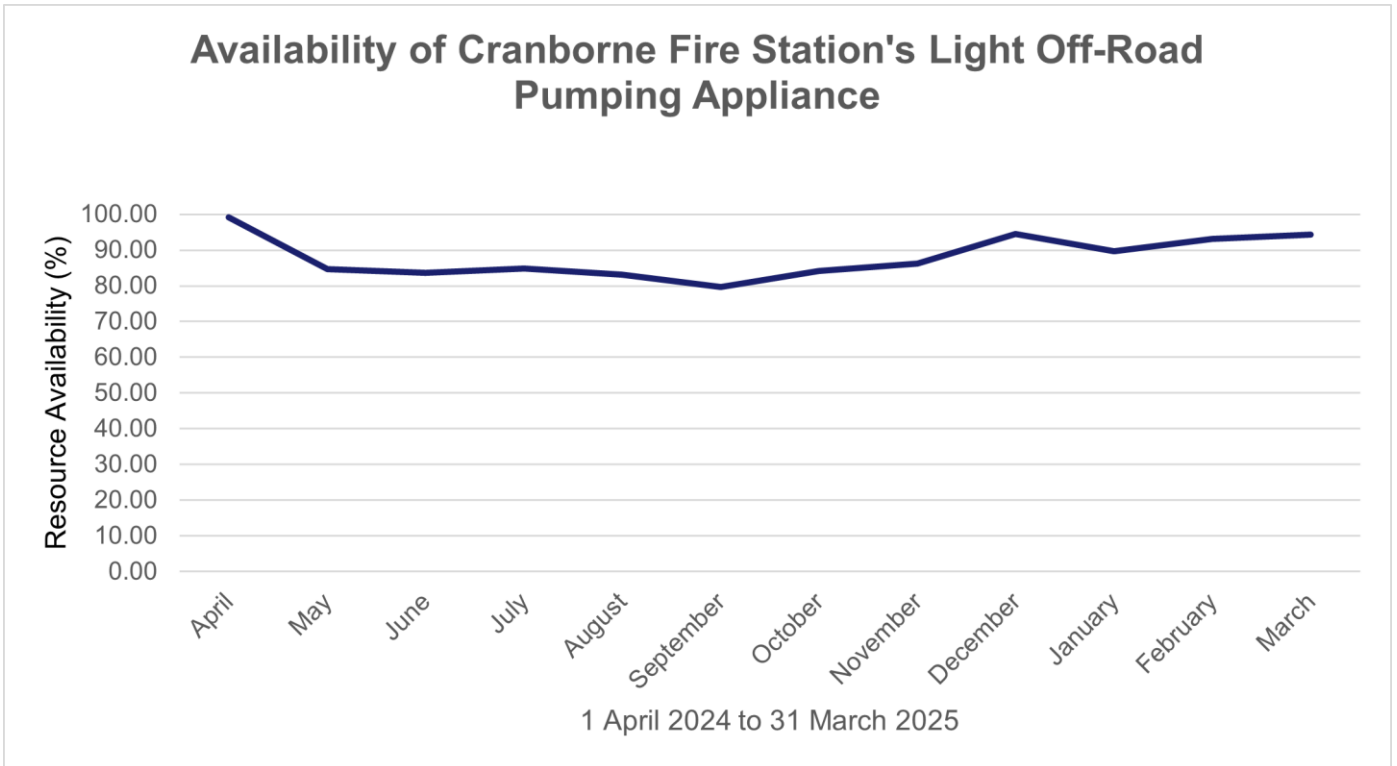


Figure 53: Average availability of Cranborne Fire Station light off-road pumping appliance for the period 1 April 2024 to 31 March 2025

Co-responder Vehicle

A co-responder vehicle is a resource provided in partnership with South Western Ambulance Service NHS Foundation Trust (SWASFT), crewed by firefighters with advanced casualty care training. The co-responder vehicle is mobilised to SWASFT category 1 incidents, such as persons in cardiac arrest, where SWASFT are unable to achieve their applicable response time, and the co-responder vehicle is nearer than their closest available resource.

Mobilisations

During the period 1 April 2019 to 31 March 2024, Cranborne Fire Station's co-responder vehicle was mobilised on 13 occasions.

Of these 13 mobilisations of Cranborne Fire Station's co-responder vehicle, seven were to incidents located within their own administration area, and six were to incidents elsewhere within the DWFRS Service area.

Mobilisations of Cranborne Fire Station's Co-responder Vehicle	
Incident Location	Mobilisations
Cranborne Fire Station	7
Verwood Fire Station	6
Total Mobilisations	13

Table 39: Mobilisations of Cranborne Fire Station's co-responder vehicle during the period 1 April 2019 to 31 March 2024, by incident location and whether attended incident or stood down prior to arrival

Additionally, during the period 1 April 2019 to 31 March 2024, there were 33 occasions that SWAST requested the mobilisation of Cranborne Fire Station's co-responder to incidents within their administration area, at times that they were not available to respond.

Availability and Trained Personnel

For the co-responder vehicle at Cranborne Fire Station to be considered available, there must be a minimum crew available of at least one firefighter, who must have received the advanced casualty care training approved by SWAST. As of 1 April 2025, there is one appropriately trained firefighter at Cranborne Fire Station that can crew their co-responder vehicle.

During the review period, 1 April 2019 to 31 March 2024, Cranborne Fire Station's co-responder vehicle averaged 2.36% availability.

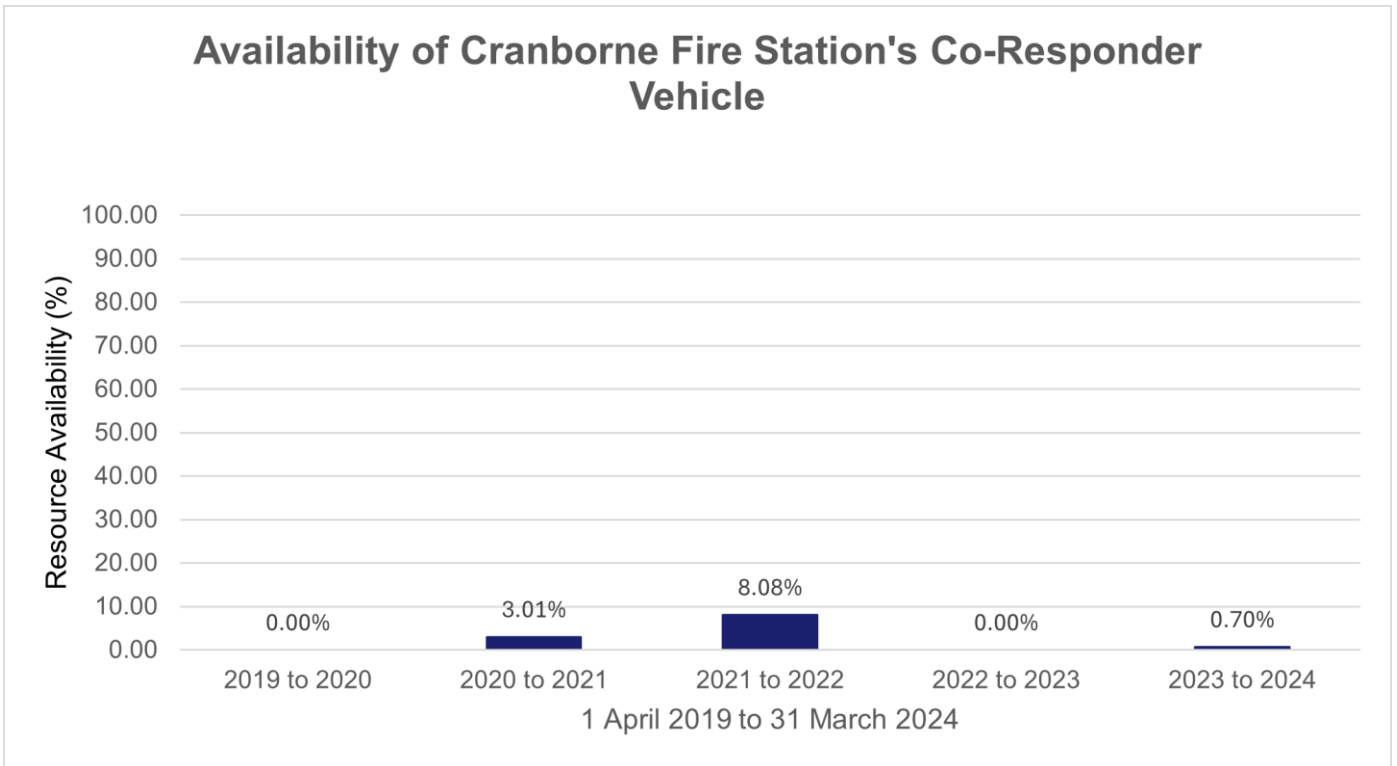


Figure 54: Average availability of Cranborne Fire Station co-responder vehicle for the period 1 April 2019 to 31 March 2024, by year

During the most recent annual period, 1 April 2024 to 31 March 2025, Cranborne Fire Station's co-responder vehicle averaged 16.46% availability.

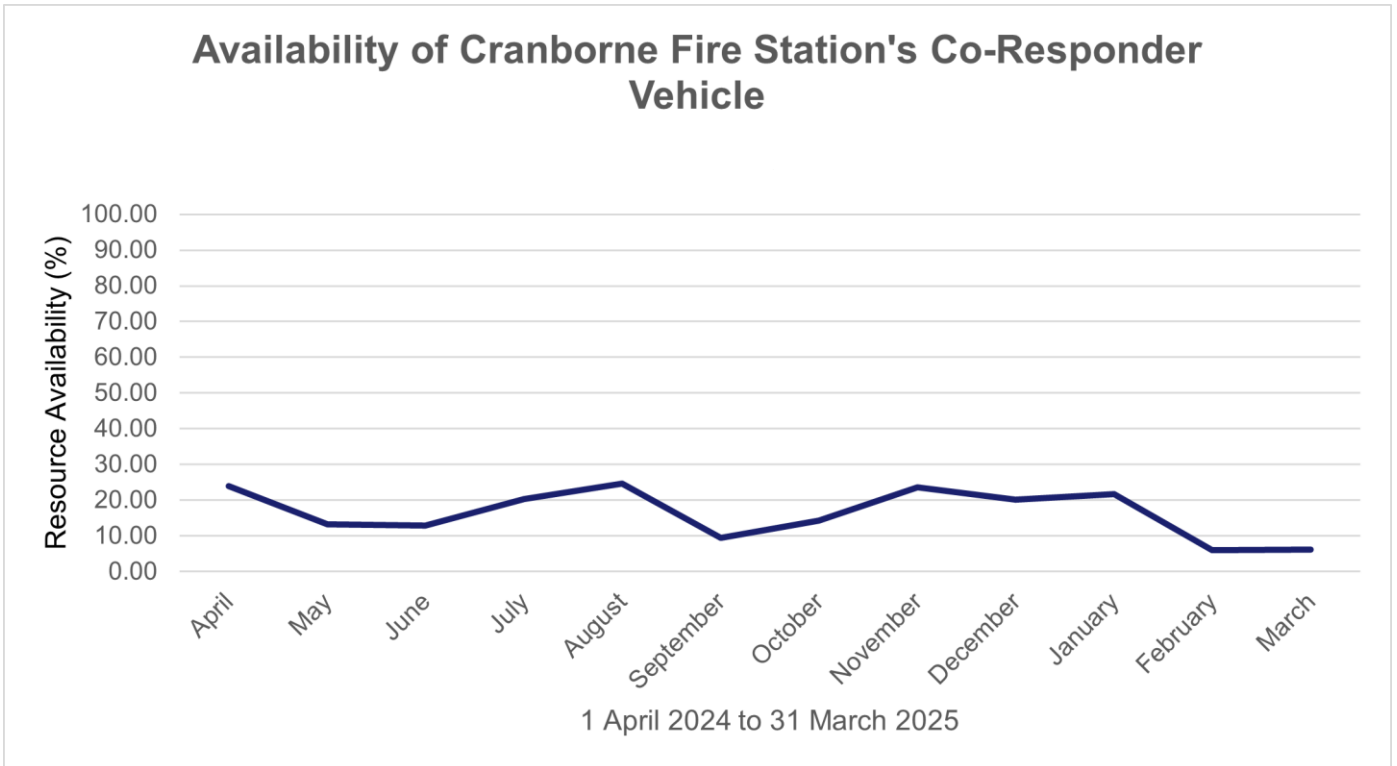


Figure 55: Average availability of Cranborne Fire Station co-responder vehicle for the period 1 April 2024 to 31 March 2025

Area Profile

Station Administration Area	
Size	Population
98 square kilometres	4,702

Table 40: Cranborne Fire Station administration area size and population (Office of National Statistics 2022)

Protected Characteristics

The Public Sector Equality Duty imposes a statutory requirement on public authorities, in the exercise of their functions, to have due regard to eliminate unlawful discrimination, harassment, victimisation and any other conduct prohibited by the Equality Act 2010. Furthermore, public authorities are required to advance equality of opportunity and foster good relations between people who share and people who do not share a relevant protected characteristic.

The relevant protected characteristics are:

- age,
- disability,
- gender reassignment,
- pregnancy and maternity,
- race,
- religion or belief,
- sex, and
- sexual orientation.

Data for these protected characteristics has been collated from the 2021 Census to provide a profile for the local population within the Cranborne Fire Station administration area. This profile has been used to inform the people impact assessment undertaken as part of the consideration for the closure of Cranborne Fire Station.

Due to the fluctuating levels of pregnancy and maternity, no meaningful data has been collated for this protected characteristic within this profile. However, the potential impacts of closing Cranborne Fire Station have been considered as part of the people impact assessment.

Whilst not a protected characteristic relevant to the Public Sector Equity Duty, marriage and civil partnership is an additional protected characteristic detailed within the Equality Act 2010; this characteristic has therefore been included in the area profile.

Age

The Equality Act 2010 legislates against discrimination on the basis of being, or not being, a certain age or within a certain age group.

The 2021 Census data allocates individuals to an age bracket based on their declared age on 21 March 2021.

Proportion of Population by Age			
Age Bracket	Cranborne	Dorset	England
Aged 15 years and under	16.21%	15.19%	18.56%
Aged 16 to 24 years	6.83%	7.98%	10.60%
Aged 25 to 34 years	7.17%	9.25%	13.57%
Aged 35 to 49 years	17.23%	15.49%	19.43%
Aged 50 to 64 years	25.83%	22.52%	19.42%
Aged 65 years and over	26.72%	29.58%	18.41%

Table 41: Proportion of local population by age bracket within Cranborne Fire Station administration area, local authority area and England (Office of National Statistics 2021)

Disability

The Equality Act 2010 legislates against discrimination on the basis of having a disability; this is defined as a physical or mental condition which has a substantial and long-term impact on your ability to do normal day to day activities.

The 2021 Census data details whether an individual has declared a disability that meets the definition of the Equality Act 2010.

Proportion of Population by Disability Status			
Disability Status	Cranborne	Dorset	England
Disabled under the Equality Act	16.33%	19.78%	17.30%
Not disabled under the Equality Act	83.67%	80.22%	82.70%

Table 42: Proportion of local population by disability status within Cranborne Fire Station administration area, local authority area and England (Office of National Statistics 2021)

Gender Reassignment

The Equality Act 2010 legislates against discrimination on the basis of gender reassignment; this includes proposing to undergo, undergoing or having undergone a process to reassign sex.

The 2021 Census data provides estimates that classify residents aged 16 years or over by gender identity. This data is only available at a local authority area level and cannot be further broken down to represent Cranborne Fire Station administration area.

Proportion of Population by Gender Identity			
Gender Identity	Cranborne	Dorset	England
Same as sex registered at birth	Not Available	94.34%	93.47%
Unspecified, different from sex registered at birth	Not Available	0.09%	0.25%
Trans woman	Not Available	0.07%	0.10%
Trans man	Not Available	0.05%	0.10%
All other gender identities	Not Available	0.06%	0.10%
Not answered	Not Available	5.38%	5.98%

Table 43: Proportion of local population by gender identity within Cranborne Fire Station administration area, local authority area and England (Office of National Statistics 2021)

Race

The Equality Act 2010 legislates against discrimination on the basis of race; in the Equality Act, race can mean skin colour, nationality, citizenship, and ethnic or national origin.

The 2021 Census provides two datasets that correlate with the Equality Act's definition of race: Ethnic Group data details the ethnic group the individual feels they belong to, based on their culture, family background, identity or physical appearance; and National Identity data details the individual's self-determined national identity, which could be based on the country or countries where they feel they belong or think of as home.

Proportion of Population by Ethnic Group			
Ethnic Group	Cranborne	Dorset	England
Asian			
Bangladeshi	0.00%	0.12%	1.11%
Chinese	0.11%	0.22%	0.76%
Indian	0.15%	0.24%	3.26%
Pakistani	0.00%	0.06%	2.78%
Other Asian	0.15%	0.49%	1.69%
Black			
African	0.02%	0.16%	2.60%
Caribbean	0.00%	0.08%	1.10%
Other Black	0.00%	0.05%	0.52%
Mixed or Multiple Ethnic Groups			
White and Asian	0.26%	0.43%	0.84%
White and Black African	0.06%	0.16%	0.43%
White and Black Caribbean	0.13%	0.27%	0.88%
Other Mixed or Multiple ethnic groups	0.21%	0.32%	0.80%
White			
English, Welsh, Scottish, Northern Irish or British	96.57%	93.86%	73.54%
Irish	0.49%	0.51%	0.88%
Gypsy or Irish Traveller	0.06%	0.15%	0.11%
Roma	0.02%	0.04%	0.18%
Other White	1.70%	2.50%	6.35%
Other Ethnic Group			
Arab	0.02%	0.06%	0.57%
Any other ethnic group	0.04%	0.30%	1.61%

Table 44: Proportion of local population by ethnic group within Cranborne Fire Station administration area, local authority area and England (Office of National Statistics 2021)

Proportion of Population by National Identity			
National Identity	Cranborne	Dorset	England
British only identity	59.74%	56.71%	56.83%
Welsh only identity	0.32%	0.49%	0.34%
Welsh and British only identity	0.21%	0.23%	0.15%
English only identity	18.30%	20.31%	15.25%
English and British only identity	17.68%	16.93%	14.26%
Any other combination of only UK identities	0.94%	1.08%	1.15%
Non-UK identity only	2.00%	3.15%	9.97%
UK identity and non-UK identity	0.81%	1.10%	2.05%

Table 45: Proportion of local population by national identity within Cranborne Fire Station administration area, local authority area and England (Office of National Statistics 2021)

Religion or Belief

The Equality Act 2010 legislates against discrimination on the basis of religion or philosophical belief.

The 2021 Census data provides details of religions that an individual identifies with or is connected to, irrespective of whether they practise or have belief in it.

Proportion of Population by Religion			
Religion	Cranborne	Dorset	England
No religion	38.08%	40.12%	36.67%
Christian	54.00%	51.55%	46.32%
Buddhist	0.26%	0.42%	0.46%
Hindu	0.09%	0.19%	1.81%
Jewish	0.06%	0.12%	0.48%
Muslim	0.00%	0.41%	6.73%
Sikh	0.06%	0.03%	0.92%
Other religion	0.34%	0.62%	0.59%
Not answered	7.11%	6.54%	6.02%

Table 46: Proportion of local population by religion within Cranborne Fire Station administration area, local authority area and England (Office of National Statistics 2021)

Sex

The Equality Act 2010 legislates against discrimination on the basis of being, or not being, a particular sex.

The 2021 Census data details whether individuals have recorded themselves as being female or male.

Proportion of Population by Sex			
Sex at Birth	Cranborne	Dorset	England
Female	51.00%	51.42%	51.04%
Male	49.00%	48.58%	48.96%

Table 47: Proportion of local population by sex at birth within Cranborne Fire Station administration area, local authority area and England (Office of National Statistics 2021)

Sexual Orientation

The Equality Act 2010 legislates against discrimination on the basis of sexual orientation; this includes being heterosexual, gay, lesbian or bisexual.

The 2021 Census data provides estimates that classify residents aged 16 years or over by sexual orientation. This data is only available at a local authority area level and cannot be further broken down to represent Cranborne Fire Station administration area.

Proportion of Population by Sexual Orientation			
Sexual Orientation	Cranborne	Dorset	England
Straight or Heterosexual	Not Available	90.62%	89.37%
Gay or Lesbian	Not Available	1.11%	1.54%
Bisexual	Not Available	0.90%	1.29%
All other sexual orientations	Not Available	0.19%	0.34%
Not answered	Not Available	7.18%	7.46%

Table 48: Proportion of local population by sexual orientation within Cranborne Fire Station administration area, local authority area and England (Office of National Statistics 2021)

Marriage and Civil Partnership

The Equality Act 2010 legislates against discrimination on the basis of being married or in a civil partnership.

The 2021 Census data details an individual's legal marital or civil partnership status on 21 March 2021.

Proportion of Population by Marital and Civil Partnership Status			
Marital or Civil Partnership Status	Cranborne	Dorset	England
Never married or in registered civil partnership	23.70%	27.36%	37.93%
Married or in a registered civil partnership	57.44%	51.63%	44.69%
Separated, but still married or in civil partnership	2.13%	2.10%	2.25%
Divorced or civil partnership dissolved	10.70%	10.75%	9.07%
Widowed or surviving civil partnership partner	6.02%	8.16%	6.06%

Table 49: Proportion of local population by marital or civil partnership within Cranborne Fire Station administration area, local authority area and England (Office of National Statistics 2021)

Index of Multiple Deprivation

The Index of Multiple Deprivation (IMD) is the official measure of relative deprivation in England. Each Lower-layer Super Output Area (LSOA), a geographical area devised for statistical purposes, is rated on a scale of 1-10, with 1 being the most deprived and 10 being the least deprived.

The Cranborne Fire Station administration area is comprised of three LSOAs, with ratings ranging from 4 to 5.

Index of Multiple Deprivation (IMD)									
1	2	3	4	5	6	7	8	9	10
0	0	0	1	2	0	0	0	0	0

Figure 56: Number of Lower-layer Super Output Areas (LSOAs) by IMD rating within the Cranborne Fire Station administration area (Ministry of Housing, Communities and Local Government 2019)

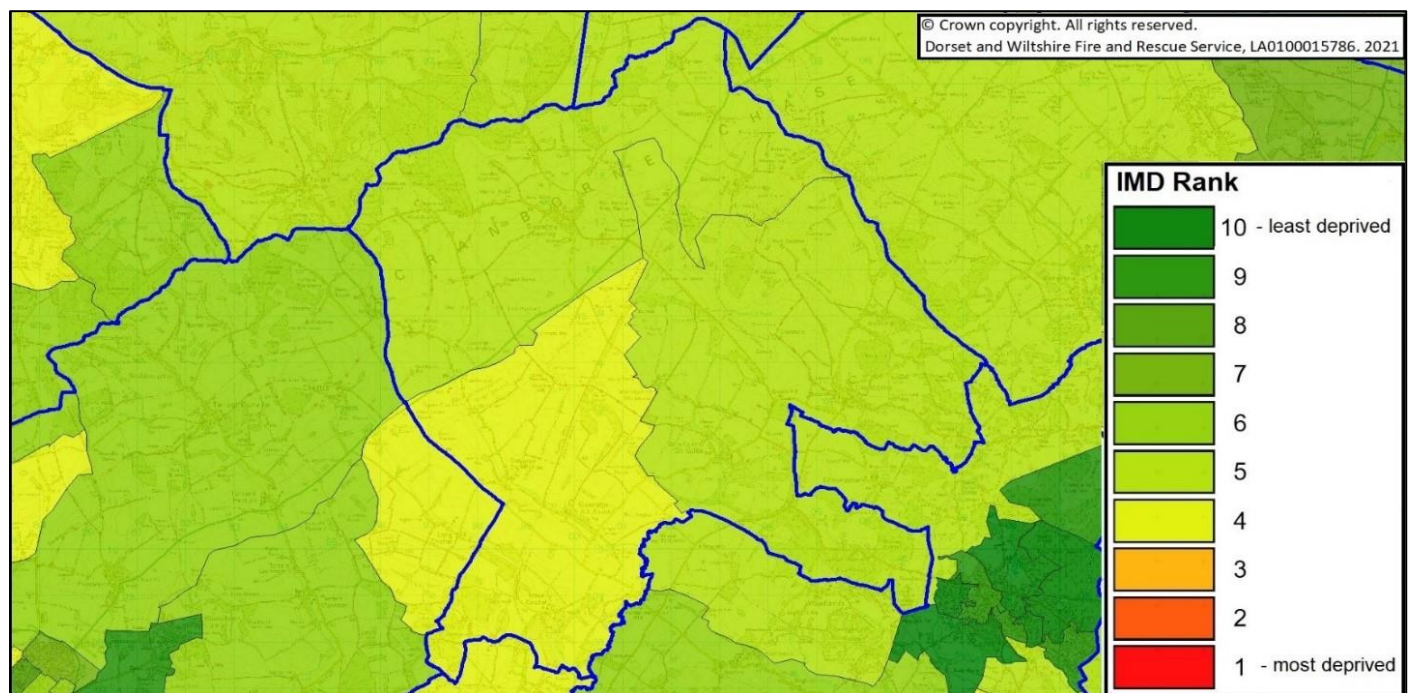


Figure 57: IMD ranking of Lower Layer Super Output Areas (LSOA) within Cranborne Fire Station administration area (Ministry of Housing, Communities and Local Government 2019)

Further information relating to the demographics of the Cranborne Fire Station administration area is available within the respective Station Risk Profile.